

**MODULAR OFFICE
FURNITURE
PRICE LIST**



Terms & Conditions ①

Finishes ②

Easy Stations ③

Basics ④

Express/Express Plus ⑤

Woodstock ⑥

Reception Desks ⑦

Bookcases, Storage, Wall Units, Carrels ⑧

TERMS AND CONDITIONS:

ORDER INFORMATION All orders are to be in writing to avoid errors and/or duplication. Orders are accepted subject only to the terms and conditions listed hereunder. It is expressly understood that variation from these terms and conditions shall only pertain on a per order basis when agreed to in writing by an officer of HLF Furniture, Incorporated. In placing an order, customer unconditionally agrees that terms and conditions listed hereunder shall supercede any and all terms or conditions listed on the customer's purchase order.

PHONE ORDERS Phone orders must be followed by written confirmation via mail or FAX transmission. It is the customer's responsibility to clearly indicate confirmation to avoid duplication.

ACKNOWLEDGMENT It is our policy to acknowledge all orders in writing. The Acknowledgment will reflect as completely as possible our understanding of the order and will indicate the correct net pricing and approximate ship date. It remains the customer's responsibility to check the Acknowledgment for accuracy and to promptly report any errors or discrepancies.

DATE OF DELIVERY It is our firm intention to comply with requested delivery dates insofar as is reasonably possible; however, it should be recognized that the date of shipment listed on our Acknowledgment is an estimate only and not an essential term of agreement. Delays in shipment of an order do not constitute a valid reason for cancellation nor shall HLF be liable for any expenses arising from any delay in delivery or failure to make delivery due to unavailability of raw materials, labor, or supplies or any factor beyond our reasonable control which might hinder or impede the manufacture or delivery of all or part of any order accepted.

CANCELLATIONS/CHANGES Orders may be cancelled or changed at any time prior to commencement of production. The customer will be responsible for any costs incurred up to the point of cancellation and for the cost of any changes. A minimum cancellation fee of the greater of \$50.00 or two percent of order value will be incurred on any cancelled orders. No cancellations or changes will be accepted after production has commenced.

PRICES All prices are F.O.B. factory, Belleville, Michigan. All prices are subject to change without notice. Orders are accepted at the price in effect as of the date of receipt of order at the factory.

TERMS Terms on price list items are 1% 10 days/net 30 days for customers on open account. Open account is only granted upon approval of a completed HLF Credit Application by our credit department. A 50% deposit or Pro Forma payment may be required prior to processing an initial order. A 50% deposit may be required on custom items regardless of credit status. No orders will be processed for accounts having outstanding invoices more than 30 days past due. Credit terms are conditional upon satisfactory fulfillment of obligations. We reserve the right to revoke credit privileges at any time.

RETURNED CHECKS A returned check charge of \$35.00 will be incurred on any check returned unpaid for any reason.

SPECIFICATIONS Sizes, as listed, are nominal and may vary plus or minus ½" from list. Where product construction and material specifications are listed in this price list, they represent materials and methods in use at the time this list was printed. HLF unconditionally reserves the right to change materials and construction methods without notice as part of our continuing efforts to improve products and techniques. HLF does not manufacture plastic laminates. Specifications for plastic laminate should be obtained directly from the appropriate laminate manufacturers.

RETURNS/RESTOCKING No returns will be accepted without the prior written consent of the factory. As all goods are manufactured to order, there is no provision offered for restocking merchandise upon payment of a restocking charge.

WARRANTY Products are warranted to be free of manufacturing defects — cracks, chips, glue failure, and major scratches. Cracks, chips, and major scratches will be repaired or replaced at no cost only if reported within 48 hours of delivery. Glue failure within five years of delivery will be corrected at no cost to the customer. As gloss, semi-gloss, and dark solid color laminates are subject to minor scratches in any of several production and handling stages, both prior to and during our use of them, we are unable to warrant these finishes completely free of scratches and we suggest they be used discretely. Plastic laminate products, like fine wood products, are subject to environmental conditions. In particular, sustained relative humidity lower than 60 percent may result in cracking of laminate and bowing of doors, prolonged exposure to direct sunlight may reactivate glues and cause delamination, and absorption of standing water may cause substrate swelling. We are unable to accept responsibility for damages resulting from these environmental conditions.

HLF Furniture's sole obligation and customer's remedy under this warranty shall extend to the repair or replacement, at our option, of products which prove defective during the warranty period under normal usage for the purpose intended. Misuse, alteration, negligence, abuse or damage by accident shall negate this warranty. There are no implied warranties of merchantability or fitness for a particular purpose made by HLF in connection with the sale or use of any item. The warranty provisions listed above are expressly in lieu of any other warranties, express or implied by fact or by statute, and all other remedies for damages arising from the sale or use of any item of furniture.

BACKCHARGES Charges incurred by the customer in expediting shipments or for the repair of goods will not be accepted by the company. Any back charges must be approved in advance in writing by HLF Furniture, Inc., via an HLF Credit Memo. We reserve the right to return goods to the factory for warranty repair rather than incur field service costs and shall be liable only for costs between the factory and the destination to which the goods were first delivered as indicated on our Shipper or Bill of Lading.

DROP SHIPMENT Customers desiring drop shipment may arrange for merchandise to be delivered to a local transfer agent capable of delivery to the end-user. Zone 1 customers desiring shipment to a destination other than their own immediate geographic area should consult the factory for possible crating or cartoning charges.

- PACKAGING/CRATING** Shipments made to Zone 1 are generally shipped blanket wrapped. Shipments made to Zone 2 may be either blanket wrapped or packaged depending on order size, geographic location, and other cost considerations. Refer to the inside front cover of this list for Zone definitions and further shipping information for your area. All shipments are F.O.B. factory, Belleville, Michigan. Minimum freight charges for Zone 1 are \$50.00 per delivery.
- CLAIMS** Claims for any damage must be filed promptly with the carrier. In case of damage, any packaging materials should be retained until the goods are inspected. We cannot be responsible for merchandise once a carrier has received and signed for merchandise in good condition.
- STORAGE/DELAYS** When shipment is delayed by the customer, we reserve the right to place the goods in storage at the customer's risk and expense. Terms shall commence upon notification of the customer that goods are ready for pick-up or delivery.
- FINISHES** Prices in this list refer to Standard HLF Laminate Finishes as they may from time to time be designated. Refer to the finish selector chart in this price list for upcharges associated with non-standard finishes.

FINISHES:

GENERAL INFORMATION

All prices in this list, with the exception of Basics, refer to standard HLF laminates. The Palette '95 Swatch Card included in your binder contains actual paper samples of current standard laminates. Additional Swatch Cards may be obtained from your representative, if required.

FINISHES

FINISHES

AS OF MARCH 1, 1995, THE FOLLOWING STANDARD LAMINATES ARE AVAILABLE:

H-21 White	H-62 Port	H-81 Grey Speck
H-23 Antique White	H-63 Burgundy	H-82 Mouse Mix
H-30 Pumice	H-64 Birch Mix	H-83 Charcoal Mix
H-32 Light Blue	H-65 Teal Mix	H-84 Charcoal Dust
H-33 Platinum	H-66 Navy Mix	H-85 White Mix
H-38 Fog	H-67 Sand Mix	H-86 Grey Mix
H-41 Moss Green	H-68 Charcoal Essence	H-87 Grey Dust
H-43 Dutch Blue	H-70 Maple	H-89 Beige Dust
H-45 Birch	H-71 Light Oak	H-90 Firedust
H-48 Pepperdust	H-72 Pear	H-92 Green Mix
H-50 Juniper	H-73 Medium Oak	H-96 Oxide
H-53 English Ivy	H-74 Mahogany	H-99 Black Vortex
H-54 Anthra Green	H-76 Cherry	
H-55 Black	H-80 Blue Grey Mix	

In addition to our standard finishes, we are able to source and use virtually any other laminate finish available. In order to determine appropriate price adjustments associated with non-standard finishes, refer to the following Finish Selector Chart. *Please note that non-standard finishes are not available on the Basics Series.*

ORDER SIZE

LAMINATE BRAND AND FINISH	UNDER \$12,000 PER COLOR— PERCENTAGE UPCHARGE	OVER \$12,000 PER COLOR— PERCENTAGE UPCHARGE
HLF Standard Finishes	As listed	As listed
Pionite Matte Solids and Woodgrains	+10%	As listed
Pionite Gloss	+10%	+10%
Wilson Art Matte Solids and Woodgrains	+10%	As listed
Wilson Art Gloss	+15%	+15%
Formica Matte Solids and Woodgrains	+10%	As listed
Formica Scorpio, Oxide, Patina, Volcano	+15%	+15%
Formica Design Concepts & Lacquer	+35%	+35%
Formica Color Core or equal	Factory Quote Only, any quantity	
Nevamar Textured Solids and Woodgrains	+10%	As listed
Nevamar Gloss Solids, Natural	+15%	+15%
Micarta Matte	+20%	+20%
Laminart Matte	+30%	+30%
Laminart Gloss	+40%	+40%
Metals, Canes, Corks	Factory Quote Only, any quantity	
Other brands	Factory Quote Only, any quantity	
Other finishes (chemical resistant, ESD, dimensional, etc.)	Factory Quote Only, any quantity	
COM laminate, standard grade	No upcharge, no credit	
COM laminate, specialty grade	Factory Quote Only	

BASICS SERIES FINISHES

All Basics Series prices refer to HLF Basics Series finishes. Non-standard finishes are not available with the Basics Series. As of September 1, 1995, the following Basics Series finishes are available:

M-11 White	M-18 Light Oak
M-13 Black	M-19 Medium Oak
M-14 Charcoal Matrix	M-20 Mahogany
M-15 Flax Matrix	M-22 Pumice
M-16 Grey	M-23 Sand Matrix
M-17 Grey Matrix	M-24 White Matrix

QUICK SHIP

HLF Furniture offers the most extensive Quick Ship program in laminate office furniture. The entire Basics Series is available in ten working days in all twelve Basics finishes. The entire Express Series, along with a wide selection of conference tables, bookcases, occasional tables, and other items, are available in ten working days in our eight Quick Ship colors:

H-21 White	H-71 Light Oak
H-38 Fog	H-73 Medium Oak
H-45 Birch	H-82 Mouse Mix
H-55 Black	H-83 Charcoal Mix

Quick Ship products are designated throughout the price list. When placing an order for Quick Ship delivery, be certain that you clearly indicate QUICK SHIP to ensure that it is properly entered.

FABRIC

Products which are clad in fabrics are priced to incorporate standard selections in Guilford FR-701 Series, Pattern 2100.

CLEANING INSTRUCTIONS

Plastic laminate is a durable, serviceable surface that with minimal care will provide many years of worry-free use. Everyday cleaning requires no more than a soft wipe with a damp sponge. Should dirt build up, wash the surface with mild dishwashing liquid or powdered detergent and warm water and a soft cotton cloth; rinse with warm water and dry with a soft cloth. If this should fail to dislodge the build-up, use an all-purpose cleaner or bathroom cleaner (being careful to follow the manufacturer's instructions), rinse with warm water and dry with a soft cloth.

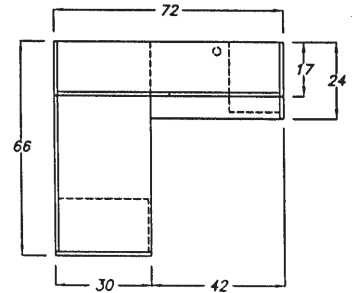
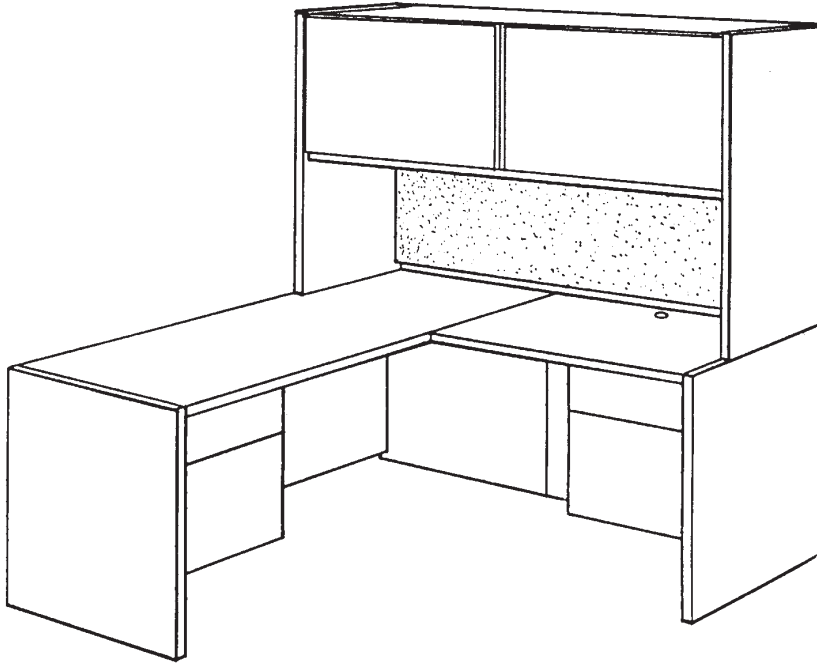
EASY STATIONS:

GENERAL SERIES FEATURES

- Our six most popular configurations pre-packaged in each of our four modular casegoods lines.
- Ordering a station is as simple as selecting a series, a finish, and indicating a station number. For example, Express Series, Easy Station Three, H-38 Fog.
- All Basics stations are available on our Quick Ship program — ten working days — in all twelve Basics colors. Be sure to clearly specify Quick Ship.
- Express stations are available on a Quick Ship basis in the eight standard laminate Quick Ship colors. Again, clearly specify Quick Ship.
- All worksurfaces are 29" AFF executive height. Consult the individual series sections for series and product features and specifications.

TABLE OF CONTENTS

ITEM	PAGE
Station 1	9
Station 2	10
Station 3	11
Station 4	12
Station 5	13
Station 6	14

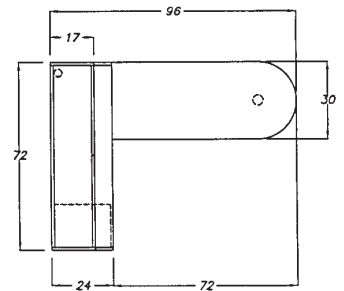
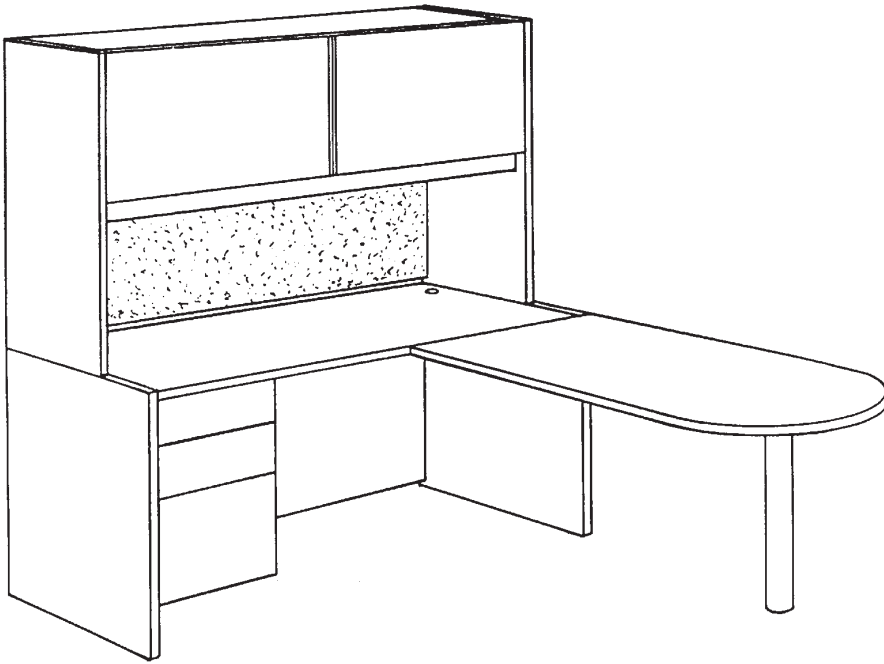


STATION ONE

Footprint: 66"x72"

Specify right hand (R), as illustrated, or left hand (L)

ITEM AND SIZE	WEIGHT	BASICS		EXPRESS		EXPRESSPLUS		WOODSTOCK	
		MODEL NO.	PRICE	MODEL NO.	PRICE	MODEL NO.	PRICE	MODEL NO.	PRICE
66x30x29 desk with box/file pedestal, lock	280	MSPD 6630	669	XSPD 6630	961	PSPD 6630	1071	SSPD 6630	1330
42x24x29 return with box/file pedestal	225	MFE 4224	545	XFOE 4224	780	PFOE 4224	815	SFOE 4224	973
grommet, centered on return kneespace		FIGROM	32	FIGROM	32	FIGROM	32	FIGROM	32
72x17x36 flipper door overstorage	295	MFDU 7236	927	XFDU 7236	1297	PFDU 7236	1367	SFDU 7236	1499
69½x¾x21 tackable panel	15	TACK 7021	193	TACK 7021	193	TARK 6721	193	TACK 7021	193
48" tasklight	5	LITE 0048	165	LITE 0048	165	LITE 0048	165	LITE 0048	165
STATION LIST PRICE			2531		3428		3643		4192

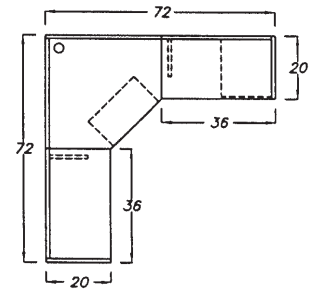
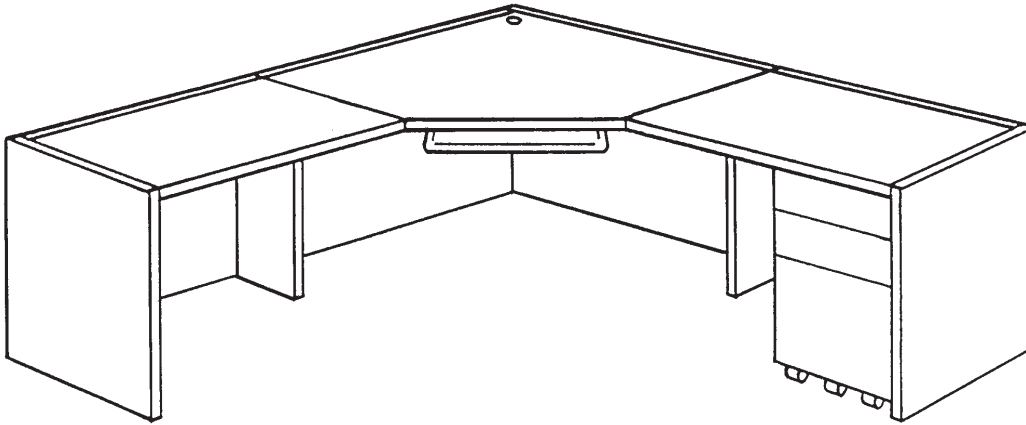


STATION TWO

Footprint: 72"x96"

Specify right hand (R), as illustrated, or left hand (L)

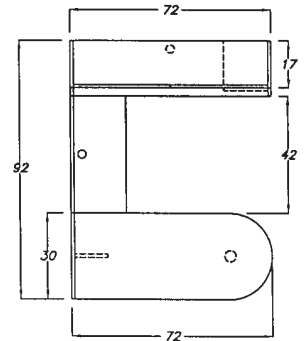

ITEM AND SIZE	WEIGHT	BASICS		EXPRESS		EXPRESSPLUS		WOODSTOCK	
		MODEL NO.	PRICE	MODEL NO.	PRICE	MODEL NO.	PRICE	MODEL NO.	PRICE
72x30x29 bullet runoff with cylinder support	155	MBRO 7230	430	XBRO 7230	575	XBRO 7230	575	SBRO 7230	785
72x24x29 desk with box/box/file pedestal with lock	285	MCBF 7224	758	XCBF 7224	1097	PCBF 7224	1167	SCBF 7224	1405
grommet, installed back corner of desk		FIGROM	32	FIGROM	32	FIGROM	32	FIGROM	32
72x17x36 flipper door overstorage	295	MFDU 7236	927	XFDU 7236	1297	PFDU 7236	1367	SFDU 7236	1499
69½x¾x21 tackable panel	10	TACK 7021	193	TACK 7021	193	TARK 6721	193	TACK 7021	193
48" tasklight	5	LITE 0048	165	LITE 0048	165	LITE 0048	165	LITE 0048	165
STATION LIST PRICE			2505		3359		3499		4079



STATION THREE

Footprint: 72"x72"
Unhanded

ITEM AND SIZE	WEIGHT	BASICS		EXPRESS		EXPRESSPLUS		WOODSTOCK	
		MODEL NO.	PRICE	MODEL NO.	PRICE	MODEL NO.	PRICE	MODEL NO.	PRICE
36x20x29 left hand open return	115	MOE 3620L	266	XOOE 3620L	397	POOE 3620L	432	SOOE 3620L	578
36x36x29 corner extension, corner grommet	160	MCRE 3636	340	XCRE 3636	460	PCRE 3636	530	SCRE 3636	580
36x20x29 right hand open return	115	MOE 3620R	266	XOOE 3620R	397	POOE 3620R	432	SOOE 3620R	578
12x1¼x27¾ support panels (2)	30	MSP 1227	90	XSP 1227	170	XSP 1227	170	SSP 1227	240
16x18x27½ mobile box/box/file pedestal	85	MMFM 1618	383	BBFM 1618	483	BBFM 1618	483	BBFM 1618	483
slide-out keyboard tray	5	ZOK	150	ZOK	150	ZOK	150	ZOK	150
STATION LIST PRICE			1495		2057		2197		2609

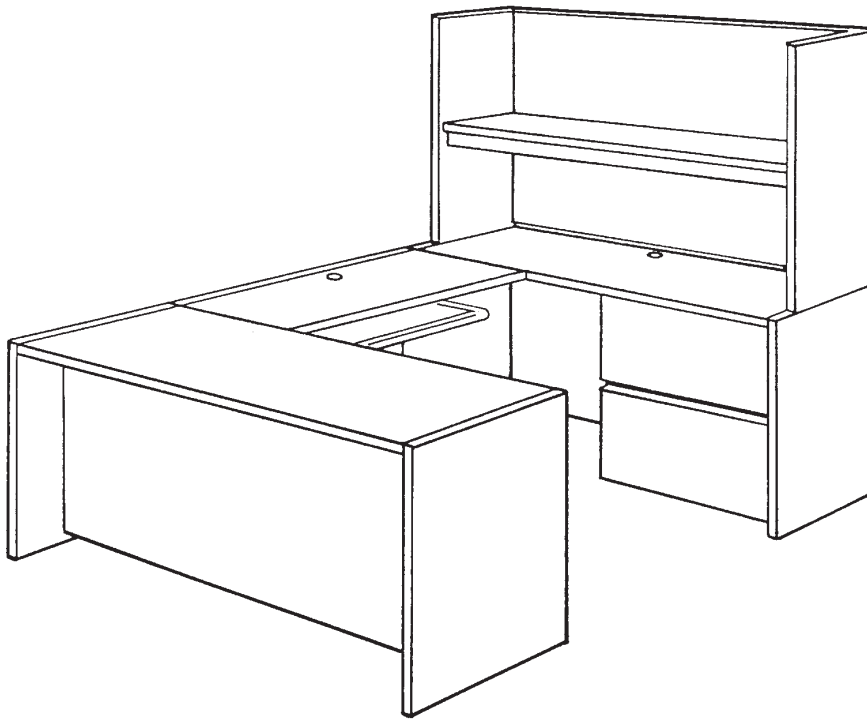


STATION FOUR

Footprint: 72"x92"

Specify right hand (R), as illustrated, or left hand (L)

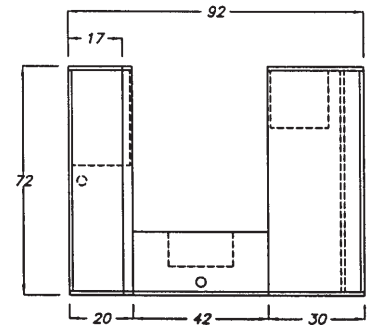
ITEM AND SIZE	WEIGHT	BASICS		EXPRESS		EXPRESSPLUS		WOODSTOCK	
		MODEL NO.	PRICE	MODEL NO.	PRICE	MODEL NO.	PRICE	MODEL NO.	PRICE
72x30x29 bullet desk with cylinder support	215	MOBD 7230	545	XOBD 7230	750	POBD 7230	820	SOBD 7230	1094
42x20x29 bridge	110	MRE 4220	202	XBRE 4220	319	PBRE 4220	354	SBRE 4220	417
grommet, center back of bridge		FIGROM	32	FIGROM	32	FIGROM	32	FIGROM	32
72x20x29 open credenza	220	MOOC 7220	425	XOOC 7220	614	POOC 7220	684	SOOC 7220	910
grommet, center back of credenza		FIGROM	32	FIGROM	32	FIGROM	32	FIGROM	32
16x18x27½ mobile box/box/file pedestal	85	MMFM 1618	383	BBFM 1618	483	BBFM 1618	483	BBFM 1618	483
72x17x36 flipper door overstorage	295	MFDU 7236	927	XFDU 7236	1297	PFDU 7236	1367	SFDU 7236	1499
69½x¾x21 tackable panel	10	TACK 7021	193	TACK 7021	193	TARK 6721	193	TACK 7021	193
48" tasklight	5	LITE 0048	165	LITE 0048	165	LITE 0048	165	LITE 0048	165
STATION LIST PRICE			2904		3885		4130		4825



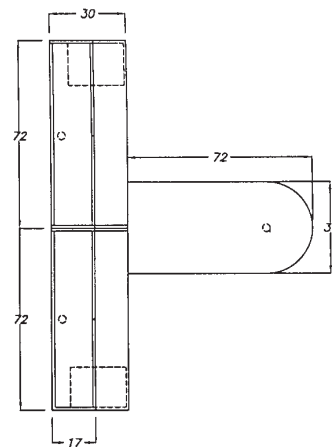
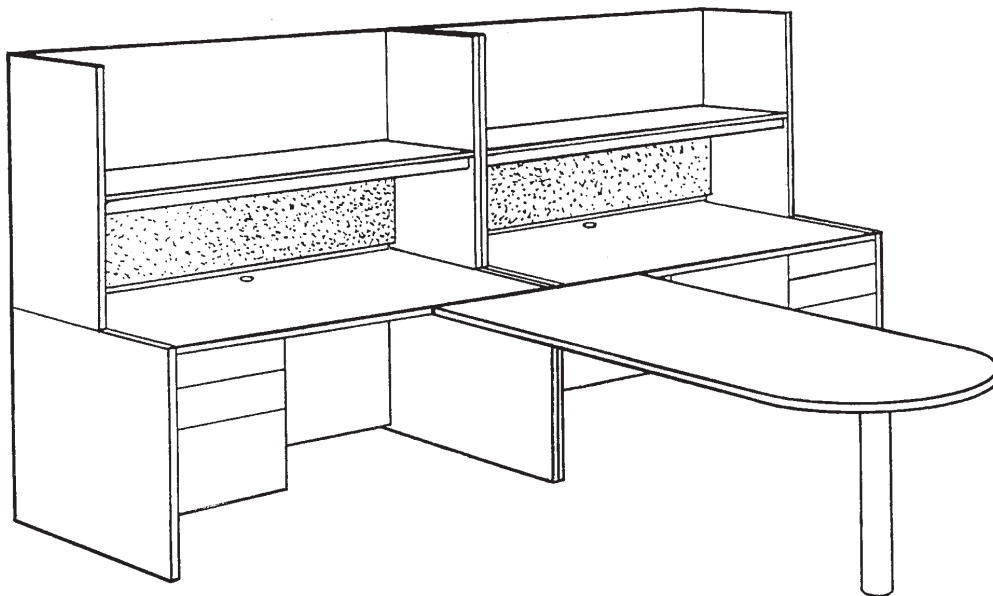
STATION FIVE

Footprint: 72"x92"

Specify right hand (R), as illustrated, or left hand (L)



ITEM AND SIZE	WEIGHT	BASICS		EXPRESS		EXPRESSPLUS		WOODSTOCK	
		MODEL NO.	PRICE	MODEL NO.	PRICE	MODEL NO.	PRICE	MODEL NO.	PRICE
72x30x29 desk with box/box/file pedestal with lock	310	MCBF 7230	772	XCBF 7230	1142	PCBF 7230	1212	SCBF 7230	1450
42x20x29 bridge	110	MRE 4220	202	XBRE 4220	319	PBRE 4220	354	SBRE 4220	417
grommet, center back of bridge		FIGROM	32	FIGROM	32	FIGROM	32	FIGROM	32
72x20x29 credenza with 30" w two drawer lateral file, lock	370	MLOC 7220	910	XLOC 7220	1209	PLOC 7220	1279	SLOC 7220	1505
grommet, center back of credenza		FIGROM	32	FIGROM	32	FIGROM	32	FIGROM	32
72x17x36 open shelf overstorage	240	MSHU 7236	456	XSHU 7236	695	PSHU 7236	765	SSHU 7236	897
slide-out keyboard tray	5	ZOK	150	ZOK	150	ZOK	150	ZOK	150
STATION LIST PRICE			2554		3579		3824		4483



STATION SIX

Footprint: 144"x102"
Unhanded

ITEM AND SIZE	WEIGHT	BASICS		EXPRESS		EXPRESSPLUS		WOODSTOCK	
		MODEL NO.	PRICE	MODEL NO.	PRICE	MODEL NO.	PRICE	MODEL NO.	PRICE
72x30x29 bullet runoff with cylinder support	180	MBRO 7230	430	XBRO 7230	575	XBRO 7230	575	SBRO 7230	785
72x30x29 desk with left hand box/box/file pedestal, lock	310	MCBF 7230L	772	XCBF 7230L	1142	PCBF 7230L	1212	SCBF 7230L	1450
grommet, center back of desk		FIGROM	32	FIGROM	32	FIGROM	32	FIGROM	32
72x30x29 desk with right hand box/box/file pedestal, lock	310	MCBF 7230R	772	XCBF 7230R	1142	PCBF 7230R	1212	SCBF 7230R	1450
grommet, center back of desk		FIGROM	32	FIGROM	32	FIGROM	32	FIGROM	32
72x17x36 open shelf overstorage (2)	480	MSHU 7236	912	XSHU 7236	1390	PSHU 7236	1530	SSHU 7236	1794
69½x3¼x21 tackable panel (2)	30	TACK 7021	386	TACK 7021	386	TARK 6721	386	TACK 7021	386
48" tasklight (2)	10	LITE 0048	330	LITE 0048	330	LITE 0048	330	LITE 0048	330
STATION LIST PRICE			3666		5029		5309		6259

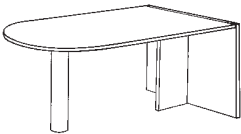
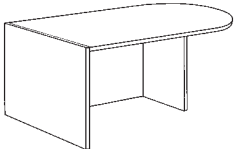
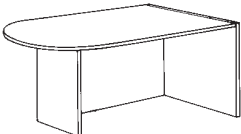
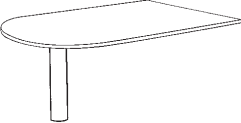
B A S I C S :

GENERAL SERIES FEATURES

- 1½" slab construction.
- ¾" thick modesty panels on desk units.
- All visible surfaces finished in specified laminate.
- 45 lb. density industrial particle board substrate.
- Leveling glides on all units.
- All wood dowelled drawer construction with black vinyl wrap.
- Accuride® suspensions on file drawers.
- Most vertical file drawers accommodate both letter and legal size hanging folder files. Vertical file drawers on 20"d returns and credenzas file letter only.
- Fully modular construction.
- Blum® hinges on all doors.
- Full case pedestal construction.

TABLE OF CONTENTS

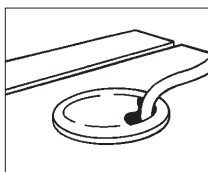
ITEM	PAGE
Credenzas	26
Desks, bullet	16
Desks, double pedestal	25
Desks, reception.....	32
Desks, single pedestal.....	17
Filing cabinets, lateral	27–28
Filing cabinets, mobile	29
Overstorage, worksurface mounted.....	30
Pedestals, freestanding.....	29
Pedestals, mobile.....	29
Returns, corner units	20
Returns, executive height.....	18–20
Returns, reception	32
Returns, secretarial/machine height.....	21–23
Screens.....	31
Tables, computer.....	24
Tables, machine stands	24
Tables, printer	24
Tackable panels.....	30

	Size (WDH)	Weight	Model No.	Price	Features
BULLET DESKS					
	60x30x29	175	MOBD 6030	530	<ul style="list-style-type: none"> • Black 4" dia. metal cylinder support • Unbanded — accepts left or right return • 12" support panel centered on leg
	66x30x29	185	MOBD 6630	540	
	72x30x29	195	MOBD 7230	545	
	72x36x29	210	MOBD 7236	580	
<hr/>					
	60x30x29	200	MMBD 6030L	605	<ul style="list-style-type: none"> • Full modesty panel • Accepts left hand return
	66x30x29	215	MMBD 6630L	630	
	72x30x29	225	MMBD 7230L	640	
	72x36x29	245	MMBD 7236L	670	
<hr/>					
	60x30x29	200	MMBD 6030R	605	<ul style="list-style-type: none"> • Full modesty panel • Accepts right hand return
	66x30x29	215	MMBD 6630R	630	
	72x30x29	225	MMBD 7230R	640	
	72x36x29	245	MMBD 7236R	670	
<hr/>					
BULLET RUNOFF DESKS					
	60x30x29	135	MBRO 6030	410	<ul style="list-style-type: none"> • Unbanded • Not for freestanding applications • Attaches to adjacent unit with heavy-duty metal flat plate • Black 4" dia. metal cylinder support
	66x30x29	145	MBRO 6630	420	
	72x30x29	155	MBRO 7230	430	

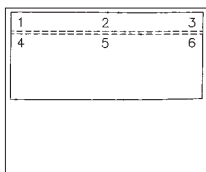
NOTE: Basics Series products are only available in Basics Finishes. These are designated with the prefix M-XX, and are listed on page 7 of the price list.

 Denotes Quick Ship item. Available on Quick Ship in all Basics finishes.

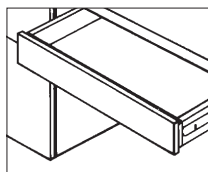
OPTIONS



Grommet
FIGROM(x) — \$32
indicate location



Grommet Locator

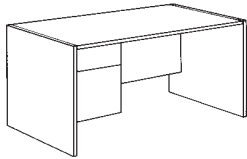


Pencil Drawer
PD — \$85

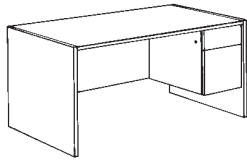
Size (wdH)	Weight	Model No.	Price	Features
------------	--------	-----------	-------	----------

SINGLE PEDESTAL DESKS

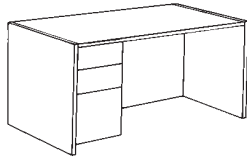
48" w desks will not accept returns, 60" w desk will not accept 24" d returns.



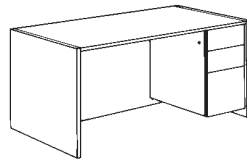
48x24x29	205	MSPD 4824L	574	• Left hand pedestal
48x30x29	225	MSPD 4830L	604	• Accepts right hand return
60x24x29	230	MSPD 6024L	629	• 1 box, 1 file drawer
60x30x29	250	MSPD 6030L	656	• Drop lock included
66x24x29	235	MSPD 6624L	639	• Full modesty panel recessed 6", except 24" d has flush panel
66x30x29	255	MSPD 6630L	669	
72x24x29	245	MSPD 7224L	649	
72x30x29	265	MSPD 7230L	681	
72x36x29	285	MSPD 7236L	746	



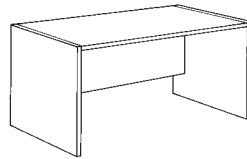
48x24x29	205	MSPD 4824R	574	• Right hand pedestal
48x30x29	225	MSPD 4830R	604	• Accepts left hand return
60x24x29	230	MSPD 6024R	629	• 1 box, 1 file drawer
60x30x29	250	MSPD 6030R	656	• Drop lock included
66x24x29	235	MSPD 6624R	639	• Full modesty panel recessed 6", except 24" d has flush panel
66x30x29	255	MSPD 6630R	669	
72x24x29	245	MSPD 7224R	649	
72x30x29	265	MSPD 7230R	681	
72x36x29	285	MSPD 7236R	746	



48x24x29	230	MCBF 4824L	696	• Left hand pedestal
48x30x29	250	MCBF 4830L	718	• Accepts right hand return
60x24x29	245	MCBF 6024L	722	• 2 box, 1 file drawer
60x30x29	265	MCBF 6030L	745	• Drop lock included
66x24x29	255	MCBF 6624L	747	• Full modesty panel recessed 6", except 24d has flush panel
66x30x29	275	MCBF 6630L	760	
72x24x29	260	MCBF 7224L	758	
72x30x29	280	MCBF 7230L	772	
72x36x29	305	MCBF 7236L	829	



48x24x29	230	MCBF 4824R	696	• Right hand pedestal
48x30x29	250	MCBF 4830R	718	• Accepts left hand return
60x24x29	245	MCBF 6024R	722	• 2 box, 1 file drawer
60x30x29	265	MCBF 6030R	745	• Drop lock included
66x24x29	255	MCBF 6624R	747	• Full modesty panel recessed 6", except 24" d has flush panel
66x30x29	275	MCBF 6630R	760	
72x24x29	260	MCBF 7224R	758	
72x30x29	280	MCBF 7230R	772	
72x36x29	305	MCBF 7236R	829	

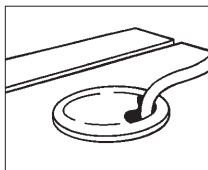


48x24x29	130	MTDK 4824	335	• Open desk shell
48x30x29	150	MTDK 4830	355	• 18" modesty panel recessed 6", except 24" d has flush panel
60x30x29	165	MTDK 6030	380	
66x30x29	175	MTDK 6630	395	
72x30x29	180	MTDK 7230	425	
72x36x29	205	MTDK 7236	457	

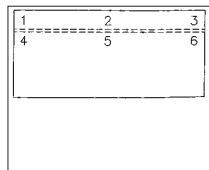
NOTE: Basics Series products are only available in Basics Finishes. These are designated with the prefix M-XX, and are listed on page 7 of the price list.

OPTIONS

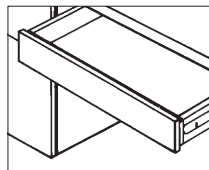
Denotes Quick Ship item. Available on Quick Ship in all Basics finishes.



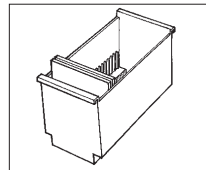
Grommet
FIGROM(x) — \$32
indicate location



Grommet Locator



Pencil Drawer
PD — \$85

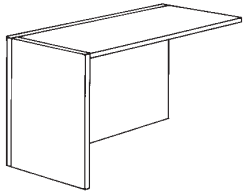


File Drawer Media Bin
holds 24 CD-ROM or
56 3½" Floppy Disks
MB — \$25

Size (WDH) Weight Model No. Price Features

EXECUTIVE RETURNS

Worksurface height 29" AFF.



OPEN RETURNS—LEFT HAND

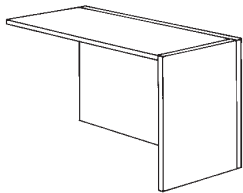
30x20x29	100	MOE 3020L	262
36x20x29	105	MOE 3620L	266
42x20x29	120	MOE 4220L	278
48x20x29	125	MOE 4820L	289
60x20x29	150	MOE 6020L	304

30x24x29	110	MOE 3024L	272
36x24x29	115	MOE 3624L	276
42x24x29	130	MOE 4224L	288
48x24x29	140	MOE 4824L	300
60x24x29	165	MOE 6024L	324

36x30x29	145	MOE 3630L	316
42x30x29	160	MOE 4230L	330
48x30x29	175	MOE 4830L	342
60x30x29	200	MOE 6030L	420

- 60" w units have 15" d support leg centered on width
- Use with extra deep corner extensions

OPEN RETURNS—RIGHT HAND



30x20x29	100	MOE 3020R	262
36x20x29	105	MOE 3620R	266
42x20x29	120	MOE 4220R	278
48x20x29	125	MOE 4820R	289
60x20x29	150	MOE 6020R	304

30x24x29	110	MOE 3024R	272
36x24x29	115	MOE 3624R	276
42x24x29	130	MOE 4224R	288
48x24x29	140	MOE 4824R	300
60x24x29	165	MOE 6024R	324

36x30x29	145	MOE 3630R	316
42x30x29	160	MOE 4230R	330
48x30x29	175	MOE 4830R	342
60x30x29	200	MOE 6030R	420

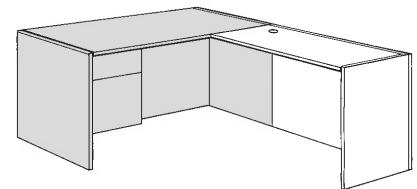
- 60" w units have 15" d support leg centered on width
- Use with extra deep corner extensions

NOTE: Basics Series products are only available in Basics Finishes. These are designated with the prefix M-XX, and are listed on page 7 of the price list.

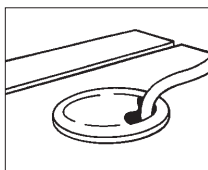
■ Denotes Quick Ship item. Available on Quick Ship in all Basics finishes.

Special Widths and Depths:

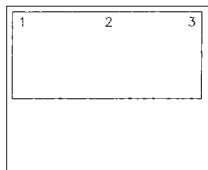
For in-between widths, specify letter code of desired model followed by SPECIAL (i.e., MOS-SPECIAL) and indicated desired size — add 10% to price of next largest standard size. For in-between or custom depths, consult factory for availability, specification and pricing information.



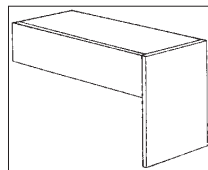
OPTIONS



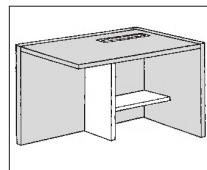
Grogmet FIGROM(x) — \$32 indicate location



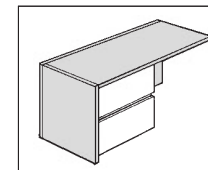
Grogmet Locator



Short Back Panel—8" h 8HI — \$20



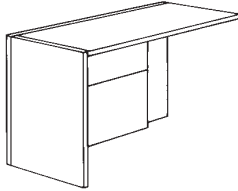
Printer Kit: 12" Side Panel, 24" x 12" Shelf, Paper Slot P-KIT — \$165



2 Drawer Lateral File, 30" w installed in MOE LFO30 — \$540

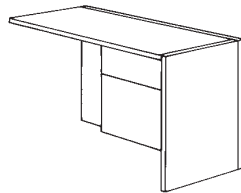
Size (WDH)	Weight	Model No.	Price	Features
------------	--------	-----------	-------	----------

EXECUTIVE RETURNS



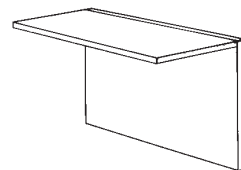
RETURNS WITH BOX, FILE PEDESTALS—LEFT HAND

36x20x29	165	MFE 3620L	510	• Box/box/file Pedestal specify MFE-BBF — add \$60
42x20x29	180	MFE 4220L	522	
48x20x29	185	MFE 4820L	533	• File/File Pedestal specify MFE-FF — add \$80
60x20x29	210	MFE 6020L	548	
36x24x29	175	MFE 3624L	521	
42x24x29	190	MFE 4224L	533	
48x24x29	200	MFE 4824L	545	
60x24x29	225	MFE 6024L	569	



RETURNS WITH BOX, FILE PEDESTALS—RIGHT HAND

36x20x29	165	MFE 3620R	510	• Box/box/file Pedestal specify MFE-BBF — add \$60
42x20x29	180	MFE 4220R	522	
48x20x29	185	MFE 4820R	533	• File/File Pedestal specify MFE-FF — add \$80
60x20x29	210	MFE 6020R	548	
36x24x29	175	MFE 3624R	521	
42x24x29	190	MFE 4224R	533	
48x24x29	200	MFE 4824R	545	
60x24x29	225	MFE 6024R	569	



OPEN BRIDGE RETURNS (UNHANDED)

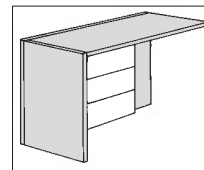
36x20x29	85	MRE 3620	193	• Units 60" w have half-panel support
42x20x29	100	MRE 4220	202	
48x20x29	105	MRE 4820	216	
54x20x29	120	MRE 5420	228	
60x20x29	130	MRE 6020	280	
36x24x29	95	MRE 3624	198	• Units 60" w have half-panel support
42x24x29	110	MRE 4224	212	
48x24x29	120	MRE 4824	226	
54x24x29	135	MRE 5424	238	
60x24x29	145	MRE 6024	295	

NOTE: Basics Series products are only available in Basics Finishes. These are designated with the prefix M-XX, and are listed on page 7 of the price list.

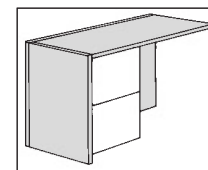
■ Denotes Quick Ship item. Available on Quick Ship in all Basics finishes.

Special Widths and Depths:

For in-between widths, specify letter code of desired model followed by SPECIAL (i.e., MOS-SPECIAL) and indicated desired size — add 10% to price of next largest standard size. For in-between or custom depths, consult factory for availability, specification and pricing information.

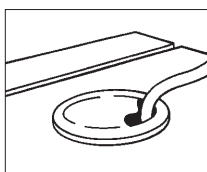


Box/box/file Pedestal
specify MFE-BBF—
add \$60

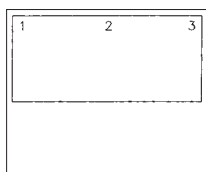


File/file Pedestal
specify MFE-FF—
add \$80

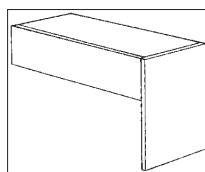
OPTIONS



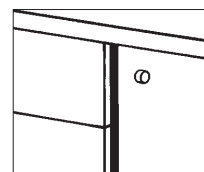
Grommet
FIGROM(x) — \$32
indicate location



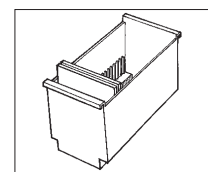
Grommet Locator



Short Back Panel—8" h
8HI — \$20



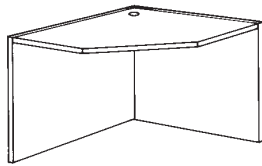
Pedestal Lock
D-LOCK — \$36



File Drawer Media Bin
holds 24 CD-ROM or
56 3½" Floppy Disks
MB — \$25

Size (WDH) Weight Model No. Price Features

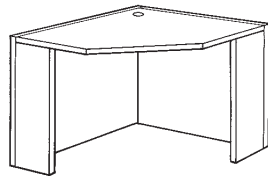
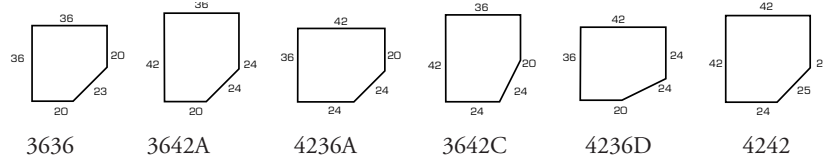
EXECUTIVE RETURNS



EXECUTIVE HEIGHT CORNER EXTENSIONS

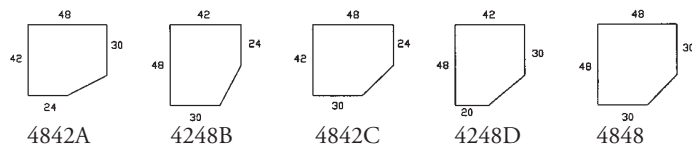
Note: Open extensions are not freestanding. They may be used between two other components or they may be attached to a single other component if a panel end is added to the open end. A panel end will add 1¼" to the size of the unit. Support panels should be added where corner extensions abut open or bridge returns or pedestal returns wider than 48".

36x36x29	145	MCRE 3636	340	• Corner grommet is standard
36x42x29	160	MCRE 3642A	365	
42x36x29	160	MCRE 4236B	365	
36x42x29	160	MCRE 3642C	365	
42x36x29	160	MCRE 4236D	365	
42x42x29	175	MCRE 4242	375	



EXTRA DEEP CORNER EXTENSIONS

48x42x29	235	MCRE 4842A	485	• Corner grommet is standard • 12"d support panel on 24"d ends • 15"d support panel on 30"d ends
42x48x29	235	MCRE 4248B	485	
48x42x29	235	MCRE 4842C	485	
42x48x29	235	MCRE 4248D	485	
48x48x29	250	MCRE 4848	495	



LEGS



20x1½x29	30	MLEG 2029	65	• Use to finish open end corner extension
24x1½x29	35	MLEG 2429	75	
30x1½x29	40	MLEG 3029	85	
36x1½x29	45	MLEG 3629	95	

SUPPORT PANELS

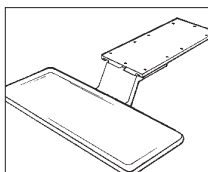


12x1½x27¾	15	MSP 1227	45	• Use where corner extensions abut open or bridge returns or pedestal returns wider than 48"
15x1½x27¾	20	MSP 1527	50	

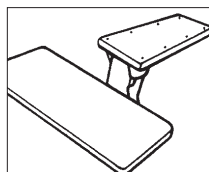
NOTE: Basics Series products are only available in Basics Finishes. These are designated with the prefix M-XX, and are listed on page 7 of the price list.

■ Denotes Quick Ship item. Available on Quick Ship in all Basics finishes.

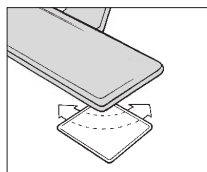
OPTIONS



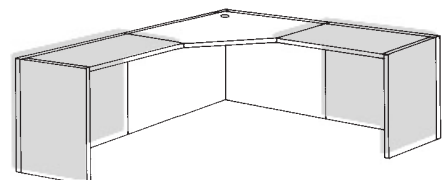
Slide-out Keyboard with Center Mount Slide and Molded Tray
ZOK — \$150



Articulating Keyboard with Molded Tray
ART-M — \$250



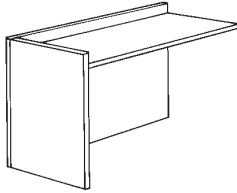
Mouse Pad Extension mounts to ZOK or ART-M MPE — \$135



Size (WDH) Weight Model No. Price

SECRETARIAL RETURNS

Worksurface height 26" AFF, 3" h gallery rail.

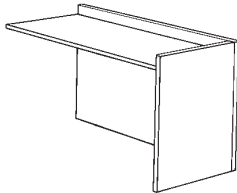


OPEN RETURNS—LEFT HAND

30x20x29	100	MOS 3020L	262
36x20x29	105	MOS 3620L	266
42x20x29	120	MOS 4220L	278
48x20x29	125	MOS 4820L	289
60x20x29	150	MOS 6020L	304

30x24x29	110	MOS 3024L	272
36x24x29	115	MOS 3624L	276
42x24x29	130	MOS 4224L	288
48x24x29	140	MOS 4824L	300
60x24x29	165	MOS 6024L	324

OPEN RETURNS—RIGHT HAND



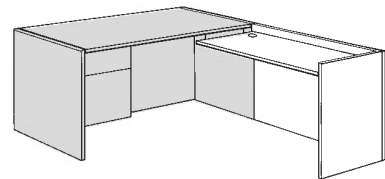
30x20x29	100	MOS 3020R	262
36x20x29	105	MOS 3620R	266
42x20x29	120	MOS 4220R	278
48x20x29	125	MOS 4820R	289
60x20x29	150	MOS 6020R	304

30x24x29	110	MOS 3024R	272
36x24x29	115	MOS 3624R	276
42x24x29	130	MOS 4224R	288
48x24x29	140	MOS 4824R	300
60x24x29	165	MOS 6024R	324

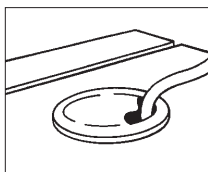
NOTE: Basics Series products are only available in Basics Finishes. These are designated with the prefix M-XX, and are listed on page 7 of the price list.

■ Denotes Quick Ship item. Available on Quick Ship in all Basics finishes.

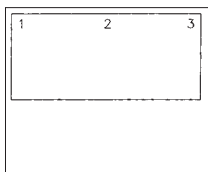
BASICS



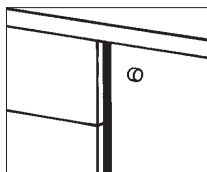
OPTIONS



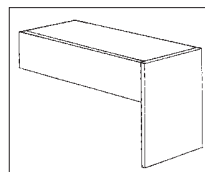
Grommet
FIGROM(x) — \$32
indicate location



Grommet Locator



Pedestal Lock
D-LOCK — \$36



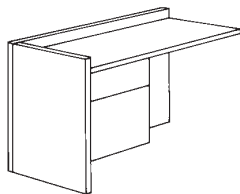
Short Back Panel — 8" h
Available most returns for
wall plug access, specify
8HI — add \$20

Special Widths and Depths:

For in-between widths, specify letter code of desired model followed by SPECIAL (i.e., MOS-SPECIAL) and indicated desired size — add 10% to price of next largest standard size. For in-between or custom depths, consult factory for availability, specification and pricing information.

Size (WDH) Weight Model No. Price Features

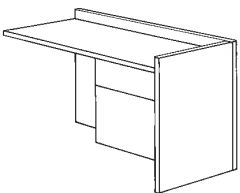
SECRETARIAL RETURNS



RETURNS WITH BOX, FILE PEDESTALS—LEFT HAND

36x20x29	165	MFS 3620L	510
42x20x29	180	MFS 4220L	522
48x20x29	185	MFS 4820L	533
60x20x29	210	MFS 6020L	548

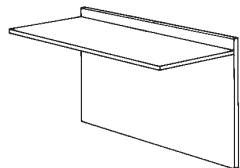
36x24x29	175	MFS 3624L	521
42x24x29	190	MFS 4224L	533
48x24x29	200	MFS 4824L	545
60x24x29	225	MFS 6024L	569



RETURNS WITH BOX, FILE PEDESTALS—RIGHT HAND

36x20x29	165	MFS 3620R	510
42x20x29	180	MFS 4220R	522
48x20x29	185	MFS 4820R	533
60x20x29	210	MFS 6020R	548

36x24x29	175	MFS 3624R	521
42x24x29	190	MFS 4224R	533
48x24x29	200	MFS 4824R	545
60x24x29	225	MFS 6024R	569



OPEN BRIDGE RETURNS (UNHANDED)

36x20x29	85	MRS 3620	193
42x20x29	100	MRS 4220	202
48x20x29	105	MRS 4820	216
54x20x29	120	MRS 5420	228
60x20x29	130	MRS 6020	235

• Units 60" w have half-panel support

36x24x29	95	MRS 3624	198
42x24x29	110	MRS 4224	212
48x24x29	120	MRS 4824	226
54x24x29	135	MRS 5424	238
60x24x29	145	MRS 6024	250

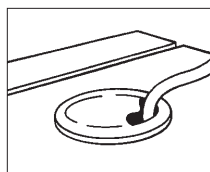
NOTE: Basics Series products are only available in Basics Finishes. These are designated with the prefix M-XX, and are listed on page 7 of the price list.

■ Denotes Quick Ship item. Available on Quick Ship in all Basics finishes.

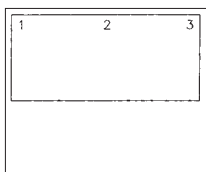
Special Widths and Depths:

For in-between widths, specify letter code of desired model followed by SPECIAL (i.e., MOS-SPECIAL) and indicated desired size — add 10% to price of next largest standard size. For in-between or custom depths, consult factory for availability, specification and pricing information.

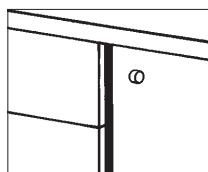
OPTIONS



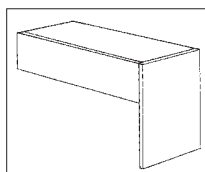
Grommet FIGROM(x) — \$32 indicate location



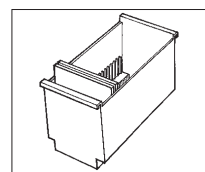
Grommet Locator



Pedestal Lock D-LOCK — \$36



Short Back Panel — 8" h Available most returns for wall plug access, specify 8HI — add \$20

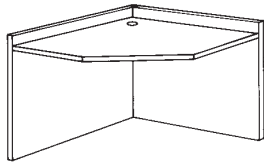


File Drawer Media Bin holds 24 CD-ROM or 56 3½" Floppy Disks MB — \$25

Size (WDH) Weight Model No. Price Features

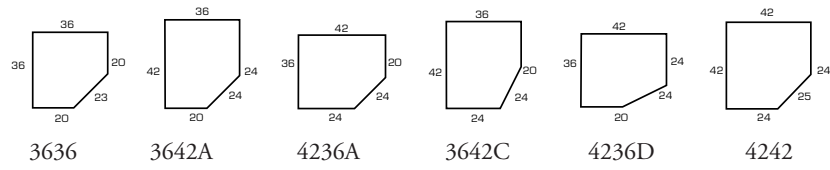
SECRETARIAL RETURNS

SECRETARIAL HEIGHT CORNER EXTENSIONS



Note: Open extensions are not freestanding. They may be used between two other components or they may be attached to a single other component if a panel end is added to the open end. A panel end will add 1¼" to the size of the unit. Support panels should be added where corner extensions abut open or bridge returns or pedestal returns wider than 48".

36x36x29	145	MCRS 3636	340	• <i>Corner grommet is standard</i>
36x42x29	160	MCRS 3642A	365	
42x36x29	160	MCRS 4236B	365	
36x42x29	160	MCRS 3642C	365	
42x36x29	160	MCRS 4236D	365	
42x42x29	175	MCRS 4242	375	




LEGS



20x1½x29	30	MLEG 2029	65	• <i>Use to finish open end corner extension</i>
24x1½x29	35	MLEG 2429	75	
30x1½x29	40	MLEG 3029	85	
36x1½x29	45	MLEG 3629	95	

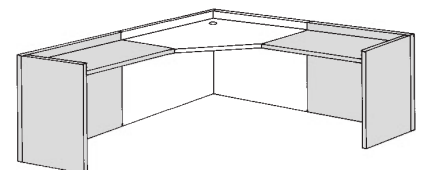
SUPPORT PANELS



12x1½x24¾	15	MSP 1224	45	• <i>Use where corner extensions abut open or bridge returns or pedestal returns wider than 48"</i>
15x1½x24¾	20	MSP 1524	50	

NOTE: Basics Series products are only available in Basics Finishes. These are designated with the prefix M-XX, and are listed on page 7 of the price list.

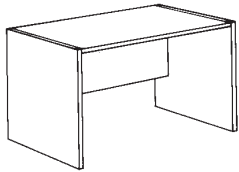
■ Denotes Quick Ship item. Available on Quick Ship in all Basics finishes.



Size (WDH) Weight Model No. Price Features

COMPUTER TABLE / MACHINE STANDS

May be used alone or customized with options to meet specific applications (ex: add printer slot and paper shelf to make a printer stand, add casters and slide-out keyboard tray for mobile terminal table, etc.)

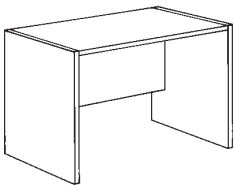


MACHINE HEIGHT UNITS

24x24x26	120	MSCT 2424	296	• 18" modesty panel inset 1/2" from back
30x24x26	130	MSCT 3024	306	
36x24x26	140	MSCT 3624	315	
42x24x26	150	MSCT 4224	325	
48x24x26	160	MSCT 4824	335	
60x24x26	180	MSCT 6024	355	
72x24x26	195	MSCT 7224	375	

24x30x26	140	MSCT 2430	315	• 18" modesty panel inset 6" from back
30x30x26	150	MSCT 3030	328	
36x30x26	160	MSCT 3630	336	
42x30x26	175	MSCT 4230	350	
48x30x26	185	MSCT 4830	360	
60x30x26	210	MSCT 6030	380	
72x30x26	235	MSCT 7230	425	

DESK HEIGHT UNITS

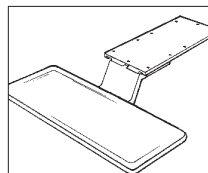


24x24x29	125	MSCE 2424	296	• 18" modesty panel inset 1/2" from back
30x24x29	135	MSCE 3024	306	
36x24x29	145	MSCE 3624	315	
42x24x29	155	MSCE 4224	325	
48x24x29	165	MSCE 4824	335	
60x24x29	185	MSCE 6024	355	
72x24x29	200	MSCE 7224	375	

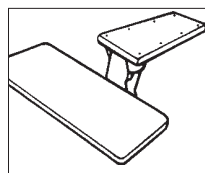
24x30x29	145	MSCE 2430	315	• 18" modesty panel inset 6" from back
30x30x29	155	MSCE 3030	328	
36x30x29	165	MSCE 3630	336	
42x30x29	180	MSCE 4230	350	
48x30x29	190	MSCE 4830	360	
60x30x29	215	MSCE 6030	380	
72x30x29	240	MSCE 7230	425	

NOTE: Basics Series products are only available in Basics Finishes. These are designated with the prefix M-XX, and are listed on page 7 of the price list.

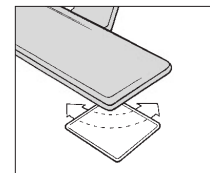
■ Denotes Quick Ship item. Available on Quick Ship in all Basics finishes.



Slide-out Keyboard with Center Mount Slide and Molded Tray
ZOK — \$150

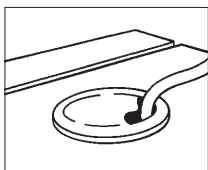


Articulating Keyboard
ART-K — \$250

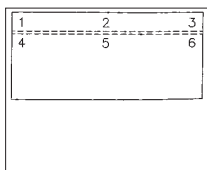


Mouse Pad Extension
mounts to ZOK or
ART-M MPE — \$135

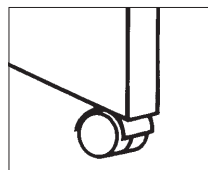
OPTIONS




Grommet
FIGROM(x) — \$32
indicate location



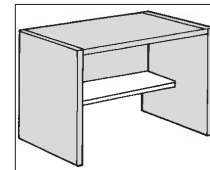
Grommet Locator



Casters (4)
CAST — \$40

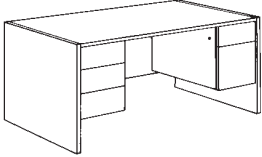
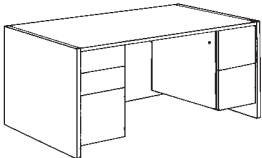


Printer Slot
P-Slot — \$34



Paper Shelf — 12"d
up to 36"w PSU36 — \$50
over 36"w PSO36 — \$75

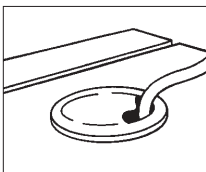
BASICS

	Size (WDH)	Weight	Model No.	Price	Features
DOUBLE PEDESTAL DESKS					
	60x24x29	300	MDPD 6024	871	<ul style="list-style-type: none"> • 18" modesty panel recessed 6" on 30"d and 36"d desks, 1/2" on 24"d • 3 box left, box/file right • Drop lock on box/file pedestal
	60x30x29	310	MDPD 6030	898	
	66x24x29	310	MDPD 6624	883	
	66x30x29	330	MDPD 6630	911	
	72x24x29	315	MDPD 7224	889	
	72x30x29	335	MDPD 7230	923	
	72x36x29	355	MDPD 7236	966	
	60x24x29	325	MCPD 6024	1005	<ul style="list-style-type: none"> • Full modesty panel recessed 6" on 30"d and 36"d desks, 1/2" on 24"d • Box/box/file left, file/file right • Drop lock on file/file pedestal
	60x30x29	345	MCPD 6030	1032	
	66x24x29	335	MCPD 6624	1021	
	66x30x29	355	MCPD 6630	1054	
	72x24x29	340	MCPD 7224	1034	
	72x30x29	365	MCPD 7230	1072	
	72x36x29	390	MCPD 7236	1153	

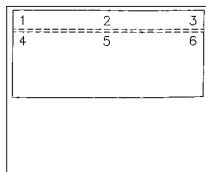
NOTE: Basics Series products are only available in Basics Finishes. These are designated with the prefix M-XX, and are listed on page 7 of the price list.

 Denotes Quick Ship item. Available on Quick Ship in all Basics finishes.

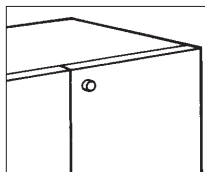
OPTIONS



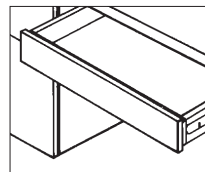
Grommet
FIGROM(x) — \$32
indicate location



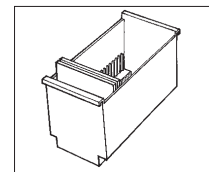
Grommet Locator




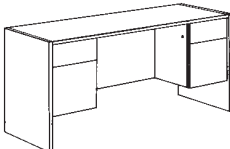
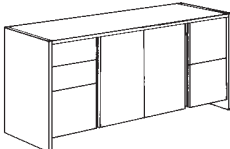
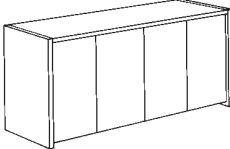
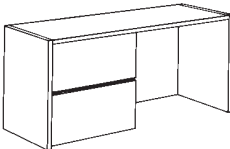
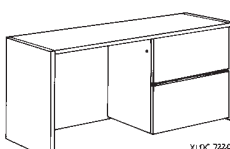
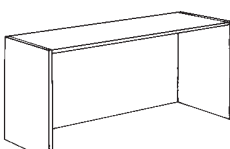
Door Lock
C-LOCK — \$27



Pencil Drawer
PD — \$85



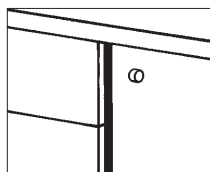
File Drawer Media Bin
holds 24 CD-ROM or
56 3 1/2" Floppy Disks
MB — \$25

	Size (WDH)	Weight	Model No.	Price	Features
C R E D E N Z A S					
	STORAGE CREDENZA				
	60x20x29	270	MSSC 6020	1129	<ul style="list-style-type: none"> • 2 box, 2 file drawers • Two door cabinet with adjustable shelf • Lock on right hand pedestal
	66x20x29	280	MSSC 6620	1144	
	72x20x29	290	MSSC 7220	1154	
	84x20x29	310	MSSC 8420	1204	
<hr/>					
	DOUBLE PEDESTAL CREDENZA				
	60x20x29	265	MSOC 6020	921	<ul style="list-style-type: none"> • 2 box, 2 file drawers • Lock on right hand pedestal
	66x20x29	270	MSOC 6620	936	
	72x20x29	275	MSOC 7220	941	
	84x20x29	285	MSOC 8420	971	
<hr/>					
	CUBE STYLE CREDENZA				
	60x20x29	305	MCSC 6020	1193	<ul style="list-style-type: none"> • Box/box/file left, file/file right • Two door cabinet with adjustable shelf • Lock on right hand pedestal
	66x20x29	320	MCSC 6620	1209	
	72x20x29	330	MCSC 7220	1219	
	84x20x29	360	MCSC 8420	1269	
<hr/>					
	FOUR DOOR CREDENZA				
	60x20x29	270	M4DC 6020	845	<ul style="list-style-type: none"> • Two interior sections • One adjustable shelf per section
	66x20x29	285	M4DC 6620	866	
	72x20x29	290	M4DC 7220	881	
	84x20x29	320	M4DC 8420	931	
<hr/>					
	LATERAL FILE CREDENZA				
	60x20x29	315	MLOC 6020L	885	<ul style="list-style-type: none"> • Two 30" w lateral file drawers with lock • 36" w lateral add \$100
	66x20x29	330	MLOC 6620L	900	
	72x20x29	340	MLOC 7220L	910	
	84x20x29	370	MLOC 8420L	940	
<hr/>					
	LATERAL FILE CREDENZA				
	60x20x29	315	MLOC 6020R	885	<ul style="list-style-type: none"> • Two 30" w lateral file drawers with lock • 36" w lateral add \$100
	66x20x29	330	MLOC 6620R	900	
	72x20x29	340	MLOC 7220R	910	
	84x20x29	370	MLOC 8420R	940	
<hr/>					
	OPEN CREDENZA				
	60x20x29	180	MOOC 6020	405	<ul style="list-style-type: none"> • Add 18" d universal pedestals from page to create custom single or double pedestal credenzas
	66x20x29	195	MOOC 6620	420	
	72x20x29	205	MOOC 7220	425	
	84x20x29	215	MOOC 8420	455	

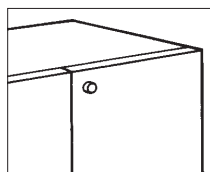
NOTE: Basics Series products are only available in Basics Finishes. These are designated with the prefix M-XX, and are listed on page 7 of the price list.

 Denotes Quick Ship item. Available on Quick Ship in all Basics finishes.

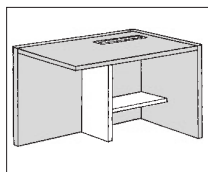
OPTIONS



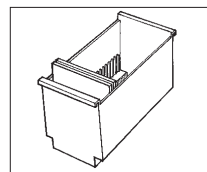
Pedestal Lock
D-LOCK — \$36



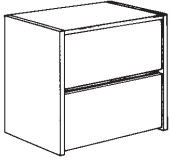


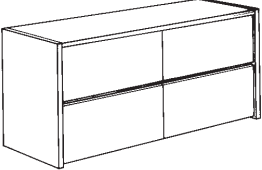
Door Lock
C-LOCK — \$27



Printer Kit: 12" Side Panel,
24"x12" Shelf, Paper Slot
P-KIT — \$165

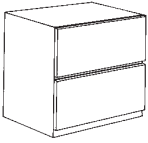


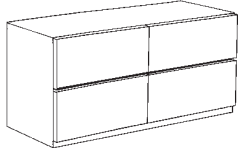


File Drawer Media Bin
holds 24 CD-ROM or
56 3½" Floppy Disks
MB — \$25

	Size (WDH)	Weight	Model No.	Price	Features
LATERAL FILES — 1 1/8" CASE					
	36x20x29	185	MLFC 3620	880	<ul style="list-style-type: none"> • Heavy-duty Accuride suspensions • Face mounted gang lock specify F-LOCK2 — add \$60
	36x20x43	245	MLF3 3620	1112	<ul style="list-style-type: none"> • Anti-tip mechanism allows only one drawer open at a time • Face mounted gang lock specify F-LOCK3 — add \$79
	36x20x57	310	MLF4 3620	1349	<ul style="list-style-type: none"> • Anti-tip mechanism allows only one drawer open at a time • Face mounted gang lock specify F-LOCK4 — add \$98
	60x20x29 72x20x29	315 335	MLFC 6020 MLFC 7220	1279 1314	<ul style="list-style-type: none"> • Face mounted gang lock(s) specify F-LOCK2 (L or R) — add \$60 per bank (two required to lock all drawers)

NOTE: Basics Series products are only available in Basics Finishes. These are designated with the prefix M-XX, and are listed on page 7 of the price list.

 Denotes Quick Ship item. Available on Quick Ship in all Basics finishes.

	Size (WDH)	Weight	Model No.	Price	Features
LATERAL FILES — 3/4" CASE					
	35x20x29	160	MLAC 3620	800	<ul style="list-style-type: none"> • Heavy-duty Accuride suspensions • Face mounted gang lock specify F-LOCK2 — add \$60
	35x20x43	195	MLA3 3620	1070	<ul style="list-style-type: none"> • Anti-tip mechanism allows only one drawer open at a time • Face mounted gang lock specify F-LOCK3 — add \$79
	35x20x57	250	MLA4 3620	1298	<ul style="list-style-type: none"> • Anti-tip mechanism allows only one drawer open at a time • Face mounted gang lock specify F-LOCK4 — add \$98
	59x20x29 71x20x29	255 280	MLAC 6020 MLAC 7220	1229 1265	<ul style="list-style-type: none"> • Face mounted gang lock(s) specify F-LOCK2 (L or R) — add \$60 per bank (two required to lock all drawers)

BASICS

NOTE: Basics Series products are only available in Basics Finishes. These are designated with the prefix M-XX, and are listed on page 7 of the price list.

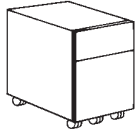
 Denotes Quick Ship item. Available on Quick Ship in all Basics finishes.

Size (WDH)	Weight	Model No.	Price	Features
------------	--------	-----------	-------	----------

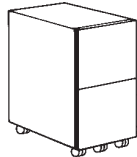
PEDESTALS

MOBILE PEDESTALS

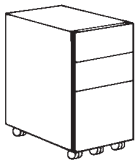
All drawer pedestals have fifth caster for stability.



16x18x20½	60	MBFM 1618	337	<ul style="list-style-type: none"> • 1 box, 1 file drawer • Box drawer includes pencil tray
16x22x20½	70	MBFM 1622	345	
16x28x20½	80	MBFM 1628	365	



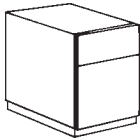
16x18x27	80	MFFM 1618	401	<ul style="list-style-type: none"> • 2 file drawers
16x22x27	90	MFFM 1622	423	
16x28x27	100	MFFM 1628	447	



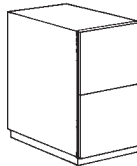
16x18x27	85	MMFM 1618	383	<ul style="list-style-type: none"> • 2 box, 1 file drawer • Top box drawer includes pencil tray
16x22x27	95	MMFM 1622	406	
16x28x27	105	MMFM 1628	431	

UNIVERSAL PEDESTALS

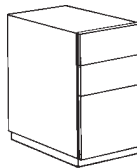
Sized to fit beneath desk height units, stand alone as free-standing units or remove 3" base to retrofit existing units or customize other pieces.



16x18x21	60	MBFU 1618	337	<ul style="list-style-type: none"> • 1 box, 1 file drawer • Box drawer includes pencil tray
16x22x21	70	MBFU 1622	345	
16x28x21	80	MBFU 1628	365	



16x18x27½	80	MFFU 1618	401	<ul style="list-style-type: none"> • 2 file drawers
16x22x27½	90	MFFU 1622	423	
16x28x27½	100	MFFU 1628	447	

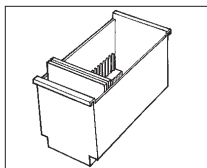


16x18x27½	85	MMFU 1618	383	<ul style="list-style-type: none"> • 2 box, 1 file drawer • Top box drawer includes pencil tray
16x22x27½	95	MMFU 1622	406	
16x28x27½	105	MMFU 1628	431	

NOTE: Basics Series products are only available in Basics Finishes. These are designated with the prefix M-XX, and are listed on page 7 of the price list.

Denotes Quick Ship item. Available on Quick Ship in all Basics finishes.

OPTIONS




File Drawer Media Bin holds 24 CD-ROM or 56 3½" Floppy Disks
MB — \$25

Size (WDH) Weight Model No. Price Features

OVERSTORAGE COMPONENTS – WORKSURFACE MOUNTED

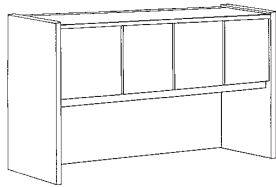
Attach to lower units with pass-thru clip/shoulder screw Mod-eze clip system. Metal-to-metal connection assures stability and ease of alignment.



FLIPPER DOOR UNITS

36x17x36	170	MFDU 3636	625
48x17x36	190	MFDU 4836	656
60x17x36	230	MFDU 6036	895
66x17x36	250	MFDU 6636	915
72x17x36	270	MFDU 7236	927
78x17x36	290	MFDU 7836	938
84x17x36	310	MFDU 8436	958

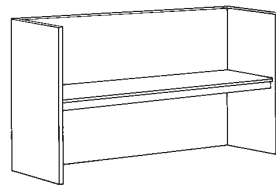
- 36" and 48"w units have one door, others have two
- Doors slide beneath top for safety and utility
- Accepts 21" tackable acoustically treated panel
- 18" clearance beneath valance



HINGED DOOR UNITS

36x17x36	170	MHDU 3636	660
48x17x36	190	MHDU 4836	695
60x17x36	230	MHDU 6036	845
66x17x36	250	MHDU 6636	865
72x17x36	270	MHDU 7236	877
78x17x36	290	MHDU 7836	888
84x17x36	310	MHDU 8436	908

- 36" and 48"w units have three doors, others have four
- Accepts 21" tackable acoustically treated panel
- 18" clearance beneath valance
- Self-closing Blum hinges



OPEN SHELF UNITS

36x17x36	140	MSHU 3636	380
48x17x36	160	MSHU 4836	405
60x17x36	180	MSHU 6036	431
66x17x36	200	MSHU 6636	446
72x17x36	220	MSHU 7236	456
78x17x36	240	MSHU 7836	469
84x17x36	260	MSHU 8436	480

- Accepts 21" tackable acoustically treated panel
- 18" clearance beneath valance

TACKABLE PANELS



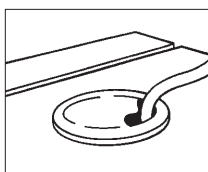
33½x3¼x21	5	TACK 3421	129
45½x3¼x21	5	TACK 4621	160
57½x3¼x21	10	TACK 5821	182
63½x3¼x21	10	TACK 6421	188
69½x3¼x21	15	TACK 7021	193
75½x3¼x21	15	TACK 7621	199
81½x3¼x21	15	TACK 8221	209

- Use with overstorage units for tackability, acoustical effect
- Available in Guilford 701 Series, Pattern 2100

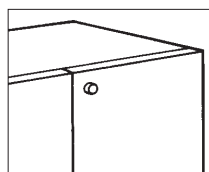
NOTE: Basics Series products are only available in Basics Finishes. These are designated with the prefix M-XX, and are listed on page 7 of the price list.

■ Denotes Quick Ship item. Available on Quick Ship in all Basics finishes.

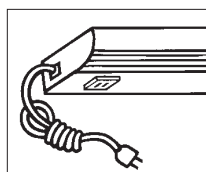
OPTIONS



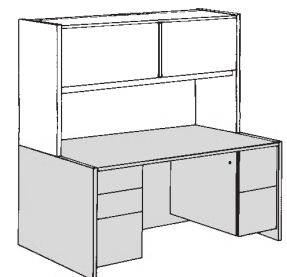
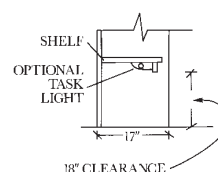
Grommet
FIGROM(x) — \$32
indicate location



Door Lock
C-LOCK — \$27



Task light
LITE0024 24"w — \$140
LITE0048 48"w — \$165



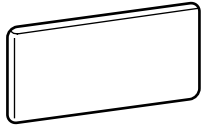
BASICS

Size (WDH) Weight Model No. Price COM*

SCREENS


Screens may be combined with any of the modular casegood items in the Basics Series to provide visual and acoustical privacy. Screens mount easily into end panels and worksurfaces with a heavy-duty steel post mechanism. They may be readily removed to provide conferencing capabilities. Pricing is based on Guilford 701 Series fabrics, Pattern 2100. *Note:* For in-between sizes, use next largest size for pricing.

15" HIGH SCREENS



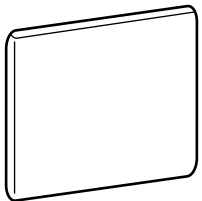
20x1¼x15	9	SCRN 2015	212	½ yd
24x1¼x15	10	SCRN 2415	223	½ yd
30x1¼x15	13	SCRN 3015	238	½ yd
36x1¼x15	15	SCRN 3615	262	1 yd
42x1¼x15	18	SCRN 4215	273	1 yd
48x1¼x15	20	SCRN 4815	286	1 yd
54x1¼x15	23	SCRN 5415	298	1 yd
60x1¼x15	25	SCRN 6015	319	1 yd
66x1¼x15	28	SCRN 6615	336	2 yd
72x1¼x15	30	SCRN 7215	348	2¼ yd

22" HIGH SCREENS



20x1¼x22	13	SCRN 2022	237	¾ yd
24x1¼x22	15	SCRN 2422	251	¾ yd
30x1¼x22	19	SCRN 3022	263	¾ yd
36x1¼x22	22	SCRN 3622	298	1½ yd
42x1¼x22	26	SCRN 4222	323	1½ yd
48x1¼x22	30	SCRN 4822	348	1½ yd
54x1¼x22	33	SCRN 5422	362	1½ yd
60x1¼x22	37	SCRN 6022	373	1½ yd
66x1¼x22	41	SCRN 6622	423	2 yd
72x1¼x22	44	SCRN 7222	449	2¼ yd

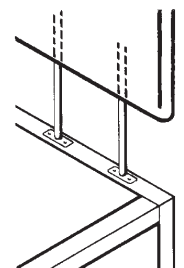
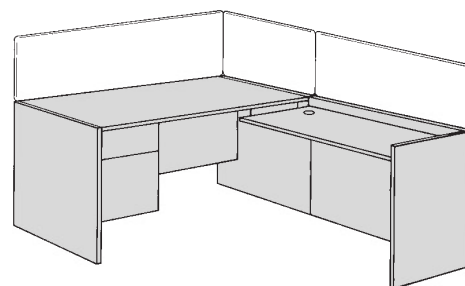
36" HIGH SCREENS



20x1¼x36	20	SCRN 2036	311	1¼ yd
24x1¼x36	24	SCRN 2436	323	1¼ yd
30x1¼x36	30	SCRN 3036	348	1¼ yd
36x1¼x36	36	SCRN 3636	373	2¼ yd
42x1¼x36	42	SCRN 4236	423	2¼ yd
48x1¼x36	48	SCRN 4836	485	2¼ yd
54x1¼x36	54	SCRN 5436	497	2¼ yd
60x1¼x36	60	SCRN 6036	522	2¼ yd
66x1¼x36	66	SCRN 6636	572	4¼ yd
72x1¼x36	72	SCRN 7236	609	4½ yd

*COM yardage based on 66" w, non-directional fabric. COM material must be approved by HLF before an order can be accepted. All COM material must be shipped to HLF prepaid.

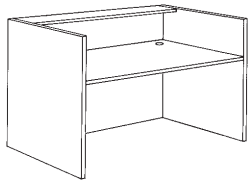
■ Denotes Quick Ship item. Available on Quick Ship in all Basics finishes.



Size (WDH) Weight Model No. Price Features

RECEPTION STATIONS

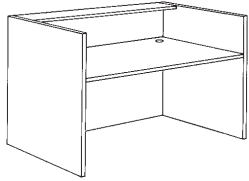
DESK SHELLS WITH 6" RECESSED FACE PANEL



60x30x42	230	MRED 6030	645
66x30x42	290	MRED 6630	670
72x30x42	300	MRED 7230	683
72x36x42	340	MRED 7236	715

- 10" d transaction ledge
- 29" AFF worksurface
- Grommet each side
- Unhanded — accepts left or right return
- 30" d units accept 22" d pedestals — see p. 29
- 36" d units accept 28" d pedestals — see p. 29

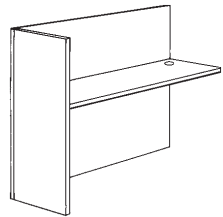
DESK SHELLS WITH 1/4" RECESSED FACE PANEL



60x30x42	230	MFED 6030	725
66x30x42	290	MFED 6630	750
72x30x42	300	MFED 7230	770
72x36x42	340	MFED 7236	800

- 10" d transaction ledge
- 29" AFF worksurface
- Grommet each side
- Unhanded — accepts left or right return
- Accept 28" d pedestals — see p. 29

RETURNS—LEFT HAND



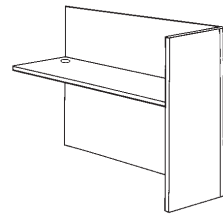
36x20x42	150	MROL 3620	425
42x20x42	160	MROL 4220	450
48x20x42	170	MROL 4820	460
60x20x42	200	MROL 6020	475

- 29" AFF worksurface
- Grommet
- Accepts 18" d pedestal — see p. 29

36x24x42	160	MROL 3624	450
42x24x42	170	MROL 4224	470
48x24x42	180	MROL 4824	480
60x24x42	210	MROL 6024	495

- Accepts 22" d pedestal — see p. 29

RETURNS—RIGHT HAND



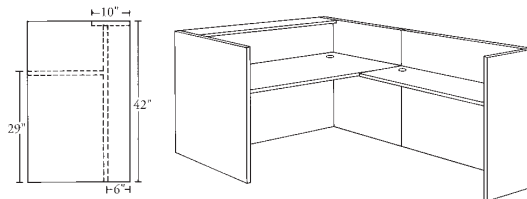
36x20x42	150	MROR 3620	425
42x20x42	160	MROR 4220	450
48x20x42	170	MROR 4820	460
60x20x42	200	MROR 6020	475

- 29" AFF worksurface
- Grommet
- Accepts 18" d pedestal — see p. 29

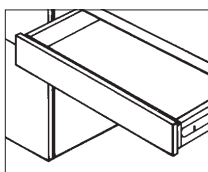
36x24x42	160	MROR 3624	450
42x24x42	170	MROR 4224	470
48x24x42	180	MROR 4824	480
60x24x42	210	MROR 6024	495

NOTE: Basics Series products are only available in Basics Finishes. These are designated with the prefix M-XX, and are listed on page 7 of the price list.

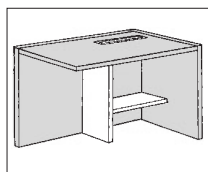
Denotes Quick Ship item. Available on Quick Ship in all Basics finishes.



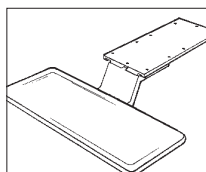
OPTIONS



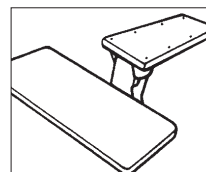
Pencil Drawer
PD — \$85



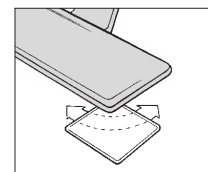
Printer Kit: 12" Side Panel,
24"x12" Shelf, Paper Slot
P-KIT — \$165



Slide-Out Keyboard
with Center Mount
Slide and Molded Tray
ZOK — \$150

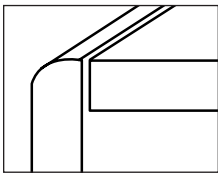
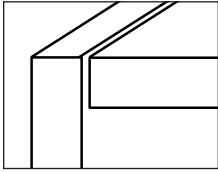


Articulating Keyboard
with Molded Tray
ART-M — \$250



Mouse Pad Extension
mounts to ZOK or
ART-M MPE — \$135

EXPRESS / EXPRESS PLUS:



GENERAL SERIES FEATURES

- 1 1/4" slab construction.
- All visible surfaces finished in specified laminate.
- 45 lb. density industrial particle board substrate.
- Leveling glides on all units.
- All wood dowelled drawer construction with black vinyl wrap.
- Accuride® suspensions on all drawers.
- Most vertical file drawers accommodate both letter and legal size hanging folder files. Vertical file drawers on 20"d returns and credenzas file letter only.
- Fully modular construction.
- Blum® hinges on all doors.
- Full case pedestal construction.
- Express Series (Xxxx) has squared end panels.
- ExpressPlus (Pxxx) has radiused end panels and replaces the Radius Series. Some design changes have been affected which differentiate ExpressPlus from Radius.
- Black reveals are standard on all units. Bright Brass (BB) and Mirror Chrome (MC) reveals are available. Specify the appropriate model number with the trim suffix — for example, XOBD 6030-BB for a 60x30 bullet desk with bright brass trim (add \$90 list per piece.)

TABLE OF CONTENTS

ITEM	PAGE
Cabinets, storage.....	52
Credenzas.....	50
Desks, bullet.....	34
Desks, conference.....	35
Desks, double pedestal.....	49
Desks, reception.....	58
Desks, single pedestal.....	36-38
Filing cabinets, lateral.....	51-52
Filing cabinets, mobile.....	53
Overstorage, wall mounted.....	56
Overstorage, worksurface mounted.....	55
Pedestals, freestanding.....	54
Pedestals, mobile.....	53
Returns, corner units.....	42, 44
Returns, executive height.....	38-42
Returns, reception.....	58
Returns, secretarial/machine height.....	43-47
Screens.....	57
Tables, computer.....	48
Tables, machine stands.....	48
Tables, printer.....	48
Tackable panels.....	56



Express



ExpressPlus

	Size (WDH)	Weight	Model No.	Price	Model No.	Price	Features
	60x30x29	195	XOBD 6030	730	POBD 6030	800	<ul style="list-style-type: none"> • 6" diameter black metal cylinder support • 12" support panel centered on leg • Unhanded — accepts left or right return • 12" diameter laminated cylinder support — LCS add \$235
	66x30x29	205	XOBD 6630	740	POBD 6630	810	
	72x30x29	215	XOBD 7230	750	POBD 7230	820	
	72x36x29	230	XOBD 7236	785	POBD 7236	865	

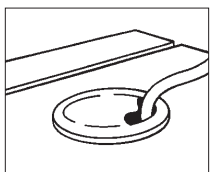
	60x30x29	220	XMBD 6030L	805	PMBD 6030L	875	<ul style="list-style-type: none"> • Full modesty panel • Accepts left hand return
	66x30x29	235	XMBD 6630L	815	PMBD 6630L	885	
	72x30x29	245	XMBD 7230L	825	PMBD 7230L	895	
	72x36x29	265	XMBD 7236L	835	PMBD 7236L	915	

	60x30x29	220	XMBD 6030R	805	PMBD 6030R	875	<ul style="list-style-type: none"> • Full modesty panel • Accepts right hand return
	66x30x29	235	XMBD 6630R	815	PMBD 6630R	885	
	72x30x29	245	XMBD 7230R	825	PMBD 7230R	895	
	72x36x29	265	XMBD 7236R	835	PMBD 7236R	915	

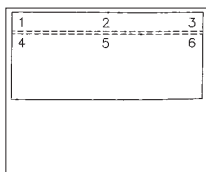
BULLET RUNOFF DESKS							
	60x30x29	135	XBRO 6030	555			<ul style="list-style-type: none"> • Unhanded • Not for freestanding applications • Attaches to adjacent unit with heavy-duty metal flat plate • 6" diameter black metal cylinder support • XBRO may be used with both Express and ExpressPlus • 12" diameter laminated cylinder support — LCS add \$235
	66x30x29	145	XBRO 6630	565			
	72x30x29	155	XBRO 7230	575			

Denotes Quick Ship item. Available for Quick Ship in eight Quick Ship colors—see finishes.

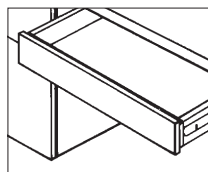
OPTIONS



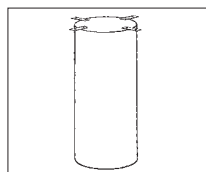
Grommet FIGROM(x) — \$32 indicate location



Grommet Locator



Pencil Drawer PD — \$85



12" Diameter laminated Cylinder support LCS — \$235



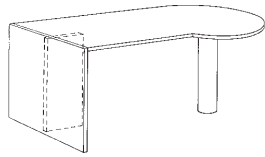
Express



ExpressPlus

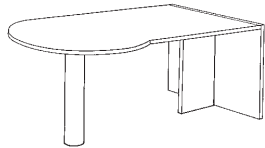
Size (WDH) Weight Model No. Price Model No. Price Features

CONFERENCE DESKS ("P"-DESKS)

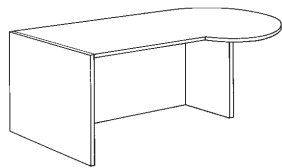


Indicated depth is overall depth — straight section of top is 6" narrower.

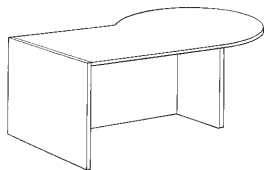
72x36x29	210	XOCD 7236A	880	POCD 7236A	950	• 6" diameter black metal cylinder support
84x36x29	225	XOCD 8436A	900	POCD 8436A	970	
84x42x29	250	XOCD 8442A	950	POCD 8442A	1030	



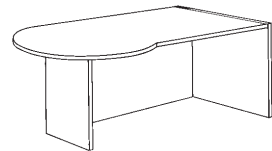
72x36x29	210	XOCD 7236B	880	POCD 7236B	950	• 6" diameter black metal cylinder support
84x36x29	225	XOCD 8436B	900	POCD 8436B	970	
84x42x29	250	XOCD 8442B	950	POCD 8442B	1030	



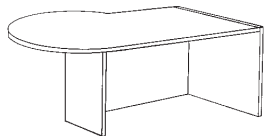
72x36x29	230	XMCD 7236LI	890	PMCD 7236LI	960	• Full modesty panel • Accepts left hand return • Conference round faces in
84x36x29	260	XMCD 8436LI	940	PMCD 8436LI	1010	
84x42x29	290	XMCD 8442LI	980	PMCD 8442LI	1060	



72x36x29	230	XMCD 7236LO	890	PMCD 7236LO	960	• Full modesty panel • Accepts left hand return • Conference round faces out
84x36x29	260	XMCD 8436LO	940	PMCD 8436LO	1010	
84x42x29	290	XMCD 8442LO	980	PMCD 8442LO	1060	



72x36x29	230	XMCD 7236RI	890	PMCD 7236RI	960	• Full modesty panel • Accepts right hand return • Conference round faces in
84x36x29	260	XMCD 8436RI	940	PMCD 8436RI	1010	
84x42x29	290	XMCD 8442RI	980	PMCD 8442RI	1060	

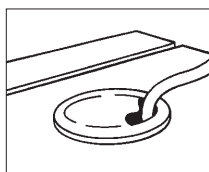


72x36x29	230	XMCD 7236RO	890	PMCD 7236RO	960	• Full modesty panel • Accepts right hand return • Conference round faces out
84x36x29	260	XMCD 8436RO	940	PMCD 8436RO	1010	
84x42x29	290	XMCD 8442RO	980	PMCD 8442RO	1060	

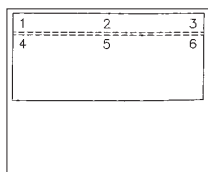
EXPRESS / EXPRESSPLUS

Denotes Quick Ship item. Available for Quick Ship in eight Quick Ship colors—see finishes.

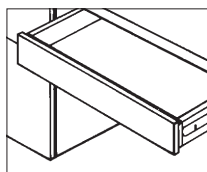
OPTIONS



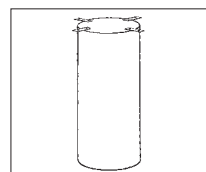
Grommet
FIGROM(x) — \$32
indicate location



Grommet Locator



Pencil Drawer
PD — \$85



12" Diameter laminated
Cylinder support
LCS — \$235



Express

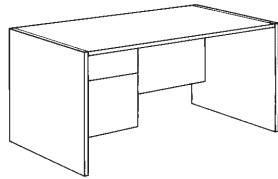


ExpressPlus

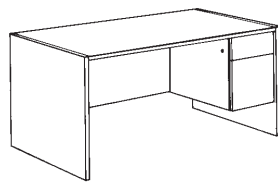
Size (WDH) Weight Model No. Price Model No. Price Features

SINGLE PEDESTAL DESKS

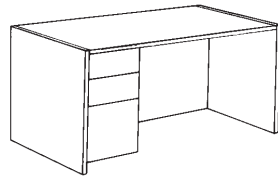
48" w desks will not accept returns, 60" w desk will not accept 24" d returns.



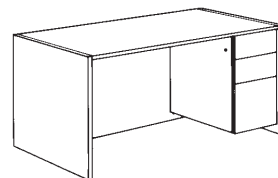
48x24x29	225	XSPD 4824L	902	PSPD 4824L	1012	<ul style="list-style-type: none"> • Left hand pedestal • Accepts right hand return • 1 box, 1 file drawer • Drop lock included • Modesty panel recessed 6", except 24" d has flush panel
48x30x29	250	XSPD 4830L	926	PSPD 4830L	1036	
60x24x29	255	XSPD 6024L	917	PSPD 6024L	1027	
60x30x29	275	XSPD 6030L	961	PSPD 6030L	1071	
66x24x29	260	XSPD 6624L	937	PSPD 6624L	1047	
66x30x29	280	XSPD 6630L	982	PSPD 6630L	1092	
72x24x29	270	XSPD 7224L	952	PSPD 7224L	1062	
72x30x29	295	XSPD 7230L	997	PSPD 7230L	1107	
72x36x29	315	XSPD 7236L	1095	PSPD 7236L	1220	



48x24x29	225	XSPD 4824R	902	PSPD 4824R	1012	<ul style="list-style-type: none"> • Right hand pedestal • Accepts left hand return • 1 box, 1 file drawer • Drop lock included • Modesty panel recessed 6", except 24" d has flush panel
48x30x29	250	XSPD 4830R	926	PSPD 4830R	1036	
60x24x29	255	XSPD 6024R	917	PSPD 6024R	1027	
60x30x29	275	XSPD 6030R	961	PSPD 6030R	1071	
66x24x29	260	XSPD 6624R	937	PSPD 6624R	1047	
66x30x29	280	XSPD 6630R	982	PSPD 6630R	1092	
72x24x29	270	XSPD 7224R	952	PSPD 7224R	1062	
72x30x29	295	XSPD 7230R	997	PSPD 7230R	1107	
72x36x29	315	XSPD 7236R	1095	PSPD 7236R	1220	



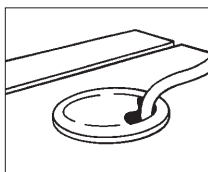
48x24x29	255	XCBF 4824L	1004	PCBF 4824L	1074	<ul style="list-style-type: none"> • Left hand pedestal • Accepts right hand return • 2 box, 1 file drawer • Drop lock included • Full modesty panel recessed 6", except 24" d has flush panel
48x30x29	275	XCBF 4830L	1038	PCBF 4830L	1108	
60x24x29	270	XCBF 6024L	1039	PCBF 6024L	1109	
60x30x29	295	XCBF 6030L	1083	PCBF 6030L	1153	
66x24x29	280	XCBF 6624L	1083	PCBF 6624L	1153	
66x30x29	305	XCBF 6630L	1118	PCBF 6630L	1188	
72x24x29	285	XCBF 7224L	1097	PCBF 7224L	1167	
72x30x29	310	XCBF 7230L	1142	PCBF 7230L	1212	
72x36x29	335	XCBF 7236L	1237	PCBF 7236L	1312	



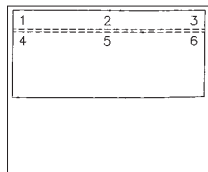
48x24x29	255	XCBF 4824R	1004	PCBF 4824R	1074	<ul style="list-style-type: none"> • Right hand pedestal • Accepts left hand return • 2 box, 1 file drawer • Drop lock included • Full modesty panel recessed 6", except 24" d has flush panel
48x30x29	275	XCBF 4830R	1038	PCBF 4830R	1108	
60x24x29	270	XCBF 6024R	1039	PCBF 6024R	1109	
60x30x29	295	XCBF 6030R	1083	PCBF 6030R	1153	
66x24x29	280	XCBF 6624R	1083	PCBF 6624R	1153	
66x30x29	305	XCBF 6630R	1118	PCBF 6630R	1188	
72x24x29	285	XCBF 7224R	1097	PCBF 7224R	1167	
72x30x29	310	XCBF 7230R	1142	PCBF 7230R	1212	
72x36x29	335	XCBF 7236R	1237	PCBF 7236R	1312	

Denotes Quick Ship item. Available for Quick Ship in eight Quick Ship colors—see finishes.

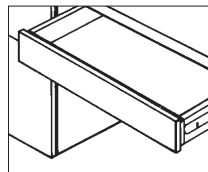
OPTIONS



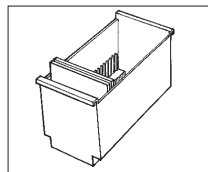
Grogmet FIGROM(x) — \$32 indicate location



Grogmet Locator



Pencil Drawer PD — \$85



File Drawer Media Bin holds 24 CD-ROM or 56 3½" Floppy Disks MB — \$25



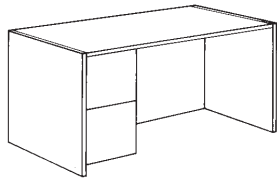
Express



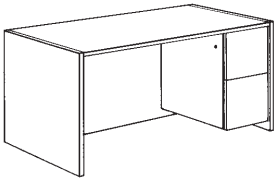
ExpressPlus

Size (WDH) Weight Model No. Price Model No. Price Features

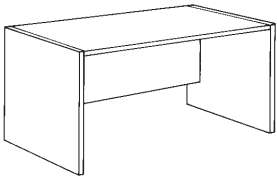
SINGLE PEDESTAL DESKS



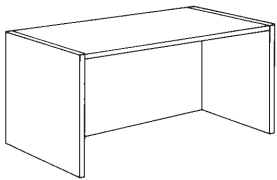
48x24x29	255	X CFF 4824L	998	PCFF 4824L	1068	<ul style="list-style-type: none"> • Left hand pedestal • Accepts right hand return • 2 file drawers • Drop lock included • Full modesty panel recessed 6", except 24"d has flush panel
48x30x29	275	X CFF 4830L	1032	PCFF 4830L	1102	
60x24x29	270	X CFF 6024L	1033	PCFF 6024L	1103	
60x30x29	295	X CFF 6030L	1077	PCFF 6030L	1147	
66x24x29	280	X CFF 6624L	1077	PCFF 6624L	1147	
66x30x29	305	X CFF 6630L	1112	PCFF 6630L	1182	
72x24x29	285	X CFF 7224L	1091	PCFF 7224L	1161	
72x30x29	310	X CFF 7230L	1136	PCFF 7230L	1206	
72x36x29	335	X CFF 7236L	1251	PCFF 7236L	1326	



48x24x29	255	X CFF 4824R	998	PCFF 4824R	1068	<ul style="list-style-type: none"> • Right hand pedestal • Accepts left hand return • 2 file drawers • Drop lock included • Full modesty panel recessed 6", except 24"d has flush panel
48x30x29	275	X CFF 4830R	1032	PCFF 4830R	1102	
60x24x29	270	X CFF 6024R	1033	PCFF 6024R	1103	
60x30x29	295	X CFF 6030R	1077	PCFF 6030R	1147	
66x24x29	280	X CFF 6624R	1077	PCFF 6624R	1147	
66x30x29	305	X CFF 6630R	1112	PCFF 6630R	1182	
72x24x29	285	X CFF 7224R	1091	PCFF 7224R	1161	
72x30x29	310	X CFF 7230R	1136	PCFF 7230R	1206	
72x36x29	335	X CFF 7236R	1251	PCFF 7236R	1326	



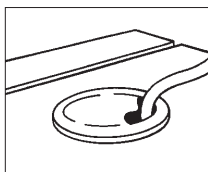
48x24x29	145	X TDK 4824	546	PTDK 4824	616	<ul style="list-style-type: none"> • Open desk shell • 3/4" modesty panel recessed 6", except 24"d has flush panel
48x30x29	165	X TDK 4830	570	PTDK 4830	640	
60x24x29	160	X TDK 6024	596	PTDK 6024	666	
60x30x29	180	X TDK 6030	620	PTDK 6030	690	
66x24x29	175	X TDK 6624	600	PTDK 6624	670	
66x30x29	195	X TDK 6630	640	PTDK 6630	710	
72x24x29	180	X TDK 7224	605	PTDK 7224	675	
72x30x29	200	X TDK 7230	650	PTDK 7230	720	
72x36x29	225	X TDK 7236	705	PTDK 7236	815	



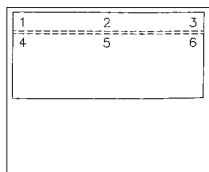
48x24x29	165	X TDM 4824	576	PTDM 4824	646	<ul style="list-style-type: none"> • Open desk shell • Full modesty panel recessed 6", except 24"d has flush panel
48x30x29	185	X TDM 4830	610	PTDM 4830	680	
60x24x29	185	X TDM 6024	636	PTDM 6024	706	
60x30x29	205	X TDM 6030	660	PTDM 6030	730	
66x24x29	205	X TDM 6624	645	PTDM 6624	715	
66x30x29	225	X TDM 6630	680	PTDM 6630	750	
72x24x29	210	X TDM 7224	650	PTDM 7224	720	
72x30x29	230	X TDM 7230	695	PTDM 7230	765	
72x36x29	260	X TDM 7236	750	PTDM 7236	860	

■ Denotes Quick Ship item. Available for Quick Ship in eight Quick Ship colors—see finishes.

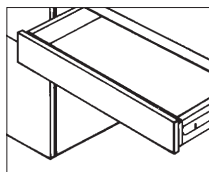
OPTIONS



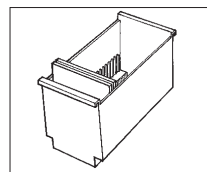
Grommet
FIGROM(x) — \$32
indicate location



Grommet Locator



Pencil Drawer
PD — \$85



File Drawer Media Bin
holds 24 CD-ROM or
56 3 1/2" Floppy Disks
MB — \$25



Express

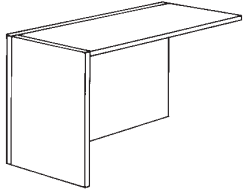


ExpressPlus

Size (WDH) Weight Model No. Price Model No. Price Features

EXECUTIVE RETURNS

Worksurface height 29" AFF.



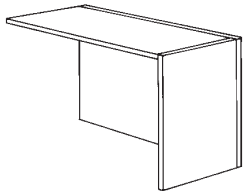
OPEN RETURNS—LEFT HAND

30x20x29	110	XOOE 3020L	390	POOE 3020L	424
36x20x29	115	XOOE 3620L	397	POOE 3620L	432
42x20x29	135	XOOE 4220L	420	POOE 4220L	455
48x20x29	140	XOOE 4820L	435	POOE 4820L	470
60x20x29	165	XOOE 6020L	473	POOE 6020L	513
72x20x29	190	XOOE 7220L	511	POOE 7220L	551

30x24x29	120	XOOE 3024L	400	POOE 3024L	438
36x24x29	130	XOOE 3624L	412	POOE 3624L	447
42x24x29	145	XOOE 4224L	438	POOE 4224L	473
48x24x29	155	XOOE 4824L	453	POOE 4824L	488
60x24x29	180	XOOE 6024L	494	POOE 6024L	534
72x24x29	205	XOOE 7224L	535	POOE 7224L	575

36x30x29	160	XOOE 3630L	475	POOE 3630L	510	<ul style="list-style-type: none"> • 60" and 72" w units have 15" d support leg inset 36" from closed end • One grommet included • Use with extra deep corner extensions
42x30x29	175	XOOE 4230L	495	POOE 4230L	530	
48x30x29	195	XOOE 4830L	515	POOE 4830L	550	
60x30x29	220	XOOE 6030L	650	POOE 6030L	690	
72x30x29	245	XOOE 7230L	696	POOE 7230L	736	

OPEN RETURNS—RIGHT HAND



30x20x29	110	XOOE 3020R	390	POOE 3020R	424
36x20x29	115	XOOE 3620R	397	POOE 3620R	432
42x20x29	135	XOOE 4220R	420	POOE 4220R	455
48x20x29	140	XOOE 4820R	435	POOE 4820R	470
60x20x29	165	XOOE 6020R	473	POOE 6020R	513
72x20x29	190	XOOE 7220R	511	POOE 7220R	551

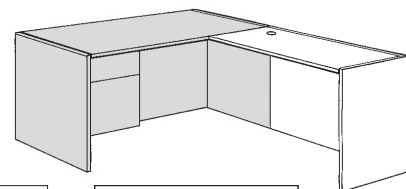
30x24x29	120	XOOE 3024R	400	POOE 3024R	438
36x24x29	130	XOOE 3624R	412	POOE 3624R	447
42x24x29	145	XOOE 4224R	438	POOE 4224R	473
48x24x29	155	XOOE 4824R	453	POOE 4824R	488
60x24x29	180	XOOE 6024R	494	POOE 6024R	534
72x24x29	205	XOOE 7224R	535	POOE 7224R	575

36x30x29	160	XOOE 3630R	475	POOE 3630R	510	<ul style="list-style-type: none"> • 60" and 72" w units have 15" d support leg inset 36" from closed end • One grommet included • Use with extra deep corner extensions
42x30x29	175	XOOE 4230R	495	POOE 4230R	530	
48x30x29	195	XOOE 4830R	515	POOE 4830R	550	
60x30x29	220	XOOE 6030R	650	POOE 6030R	690	
72x30x29	245	XOOE 7230R	696	POOE 7230R	736	

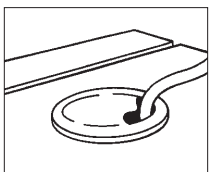
■ Denotes Quick Ship item. Available for Quick Ship in eight Quick Ship colors—see finishes.

Special Widths and Depths:

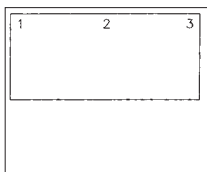
For in-between widths, specify letter code of desired model followed by SPECIAL (i.e., XOOE-SPECIAL) and indicate desired size — add 10% to price of next largest standard size. For in-between or custom depths, consult factory for availability, specification and pricing information.



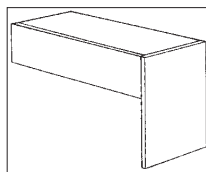
OPTIONS



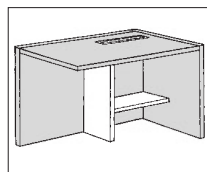
Grommet FIGROM(x) — \$32 indicate location



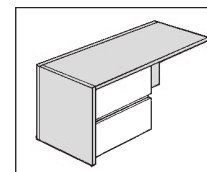
Grommet Locator



Short Back Panel — 8" h 8HI — \$20



Printer Kit: 12" Side Panel, 24"x12" Shelf, Paper Slot P-KIT — \$165



2 Drawer Lateral File, 30" w installed in MOE LFO30 — \$540



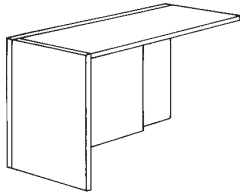
Express



ExpressPlus

Size (WDH) Weight Model No. Price Model No. Price Features

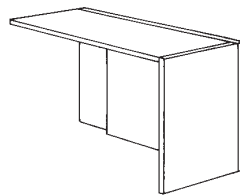
EXECUTIVE RETURNS



RETURNS WITH STATIONERY CABINET—LEFT HAND

36x20x29	165	XSOE 3620L	632	PSOE 3620L	667	• 4 adjustable shelves
42x20x29	185	XSOE 4220L	660	PSOE 4220L	695	
48x20x29	190	XSOE 4820L	670	PSOE 4820L	705	
60x20x29	215	XSOE 6020L	708	PSOE 6020L	748	
72x20x29	240	XSOE 7220L	746	PSOE 7220L	786	

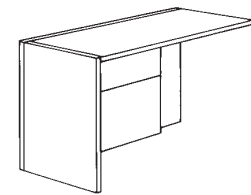
36x24x29	180	XSOE 3624L	648	PSOE 3624L	682
42x24x29	195	XSOE 4224L	678	PSOE 4224L	713
48x24x29	205	XSOE 4824L	688	PSOE 4824L	723
60x24x29	230	XSOE 6024L	729	PSOE 6024L	769
72x24x29	255	XSOE 7224L	770	PSOE 7224L	810



RETURNS WITH STATIONERY CABINET—RIGHT HAND

36x20x29	165	XSOE 3620R	632	PSOE 3620R	667	• 4 adjustable shelves
42x20x29	185	XSOE 4220R	660	PSOE 4220R	695	
48x20x29	190	XSOE 4820R	670	PSOE 4820R	705	
60x20x29	215	XSOE 6020R	708	PSOE 6020R	748	
72x20x29	240	XSOE 7220R	746	PSOE 7220R	786	

36x24x29	180	XSOE 3624R	648	PSOE 3624R	682
42x24x29	195	XSOE 4224R	678	PSOE 4224R	713
48x24x29	205	XSOE 4824R	688	PSOE 4824R	723
60x24x29	230	XSOE 6024R	729	PSOE 6024R	769
72x24x29	255	XSOE 7224R	770	PSOE 7224R	810



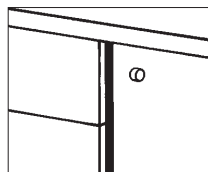
RETURNS WITH BOX, FILE PEDESTALS—LEFT HAND

36x20x29	175	XFOE 3620L	724	PFOE 3620L	759
42x20x29	195	XFOE 4220L	752	PFOE 4220L	787
48x20x29	200	XFOE 4820L	762	PFOE 4820L	797
60x20x29	225	XFOE 6020L	800	PFOE 6020L	840
72x20x29	250	XFOE 7220L	838	PFOE 7220L	878

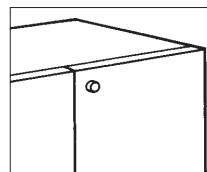
36x24x29	200	XFOE 3624L	739	PFOE 3624L	774
42x24x29	215	XFOE 4224L	770	PFOE 4224L	805
48x24x29	225	XFOE 4824L	780	PFOE 4824L	815
60x24x29	250	XFOE 6024L	821	PFOE 6024L	861
72x24x29	275	XFOE 7224L	862	PFOE 7224L	902

Option: Box/box/box pedestal — add \$25 to box/file price, specify XFOE-3B or PFOE-3B

■ Denotes Quick Ship item. Available for Quick Ship in eight Quick Ship colors—see finishes.



Pedestal Lock
D-LOCK — \$36

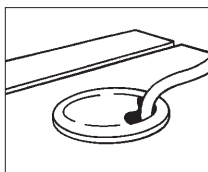


Door Lock
C-LOCK — \$27

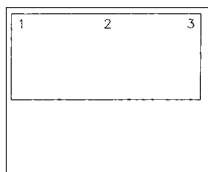
Special Widths and Depths:

For in-between widths, specify letter code of desired model followed by SPECIAL (i.e., XSOE-SPECIAL) and indicated desired size — add 10% to price of next largest standard size. For in-between or custom depths, consult factory for availability, specification and pricing information.

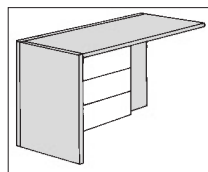
OPTIONS



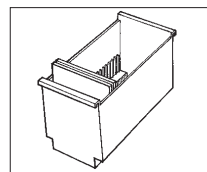
Grommet
FIGROM(x) — \$32
indicate location



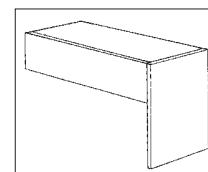
Grommet Locator



Box/box/box Pedestal
specify XFOE-3B or
PFOE-3B — add \$25



File Drawer Media Bin
holds 24 CD-ROM or
56 3½" Floppy Disks
MB — \$25



Short Back Panel — 8" h
8HI — add \$20



Express

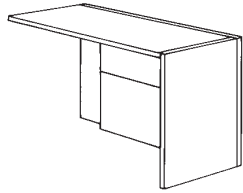


ExpressPlus

Size (WDH) Weight Model No. Price

Model No. Price

EXECUTIVE RETURNS

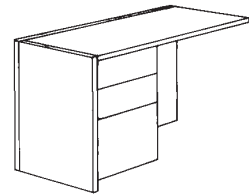


RETURNS WITH BOX, FILE PEDESTALS—RIGHT HAND

36x20x29	175	XFOE 3620R	724	PFOE 3620R	759
42x20x29	195	XFOE 4220R	752	PFOE 4220R	787
48x20x29	200	XFOE 4820R	762	PFOE 4820R	797
60x20x29	225	XFOE 6020R	800	PFOE 6020R	840
72x20x29	250	XFOE 7220R	838	PFOE 7220R	878

36x24x29	200	XFOE 3624R	739	PFOE 3624R	774
42x24x29	215	XFOE 4224R	770	PFOE 4224R	805
48x24x29	225	XFOE 4824R	780	PFOE 4824R	815
60x24x29	250	XFOE 6024R	821	PFOE 6024R	861
72x24x29	275	XFOE 7224R	862	PFOE 7224R	902

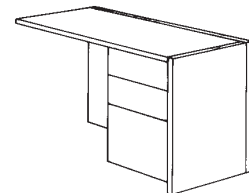
OPTION: Box/box/box pedestal — add \$25 to box/file price, specify XFOE-3B or PFOE-3B



RETURNS WITH BOX/BOX/FILE PEDESTAL—LEFT HAND

36x20x29	200	XBBE 3620L	789	PBBE 3620L	824
42x20x29	220	XBBE 4220L	817	PBBE 4220L	852
48x20x29	225	XBBE 4820L	827	PBBE 4820L	862
60x20x29	250	XBBE 6020L	865	PBBE 6020L	905
72x20x29	275	XBBE 7220L	903	PBBE 7220L	943

36x24x29	225	XBBE 3624L	804	PBBE 3624L	839
42x24x29	240	XBBE 4224L	835	PBBE 4224L	870
48x24x29	250	XBBE 4824L	845	PBBE 4824L	880
60x24x29	275	XBBE 6024L	886	PBBE 6024L	926
72x24x29	300	XBBE 7224L	927	PBBE 7224L	967



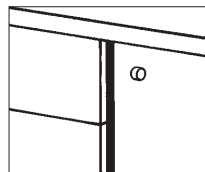
RETURNS WITH BOX/BOX/FILE PEDESTAL—RIGHT HAND

36x20x29	200	XBBE 3620R	789	PBBE 3620R	824
42x20x29	220	XBBE 4220R	817	PBBE 4220R	852
48x20x29	225	XBBE 4820R	827	PBBE 4820R	862
60x20x29	250	XBBE 6020R	865	PBBE 6020R	905
72x20x29	275	XBBE 7220R	903	PBBE 7220R	943

36x24x29	225	XBBE 3624R	804	PBBE 3624R	839
42x24x29	240	XBBE 4224R	835	PBBE 4224R	870
48x24x29	250	XBBE 4824R	845	PBBE 4824R	880
60x24x29	275	XBBE 6024R	886	PBBE 6024R	926
72x24x29	300	XBBE 7224R	927	PBBE 7224R	967

OPTION: File/file pedestal — use Box/box/file price, specify XBBE-FF or PBBE-FF

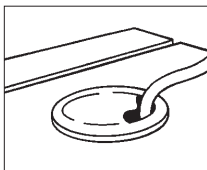
Denotes Quick Ship item. Available for Quick Ship in eight Quick Ship colors—see finishes.



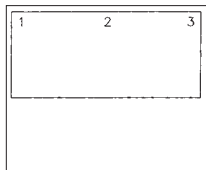
Pedestal Lock
D-LOCK — \$36

Special Widths and Depths:
For in-between widths, specify letter code of desired model followed by SPECIAL (i.e., XOO-SPECIAL) and indicated desired size — add 10% to price of next largest standard size. For in-between or custom depths, consult factory for availability, specification and pricing information.

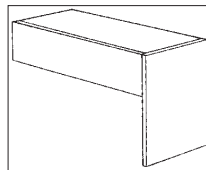
OPTIONS



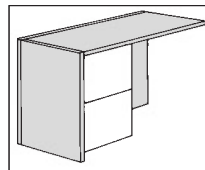
Grommet
FIGROM(x) — \$32
indicate location



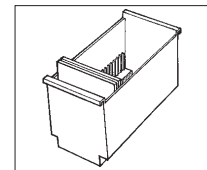
Grommet Locator



Short Back Panel — 8" h
8HI — \$32



File/file Pedestal
specify XBBE-FF or
PBBE-FF — add \$80



File Drawer Media Bin
holds 24 CD-ROM or
56 3½" Floppy Disks
MB — \$25



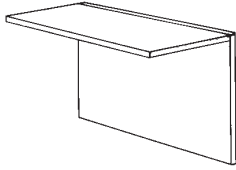
Express



ExpressPlus

Size (WDH) Weight Model No. Price Model No. Price Features

EXECUTIVE RETURNS



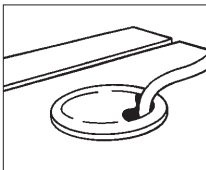
OPEN BRIDGE RETURNS (UNHANDED)

36x20x29	95	XBRE 3620	290	PBRE 3620	325	• Units 60" or wider have 12"d support panel centered on width
42x20x29	110	XBRE 4220	319	PBRE 4220	354	
48x20x29	120	XBRE 4820	329	PBRE 4820	364	
54x20x29	135	XBRE 5420	368	PBRE 5420	408	
60x20x29	145	XBRE 6020	443	PBRE 6020	483	
72x20x29	165	XBRE 7220	487	PBRE 7220	527	
36x24x29	105	XBRE 3624	295	PBRE 3624	330	• Units 60" or wider have 12"d support panel centered on width
42x24x29	120	XBRE 4224	325	PBRE 4224	360	
48x24x29	135	XBRE 4824	335	PBRE 4824	370	
54x24x29	150	XBRE 5424	375	PBRE 5424	415	
60x24x29	160	XBRE 6024	450	PBRE 6024	490	
72x24x29	175	XBRE 7224	495	PBRE 7224	535	

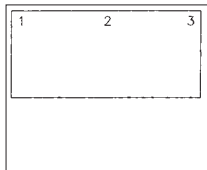
■ Denotes Quick Ship item. Available for Quick Ship in eight Quick Ship colors—see finishes.

EXPRESS / EXPRESSPLUS

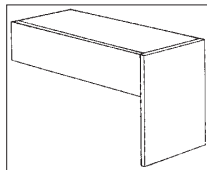
OPTIONS



Grommet
FIGROM(x) — \$32
indicate location



Grommet Locator



Short Back Panel — 8" h
8HI — \$20



Express



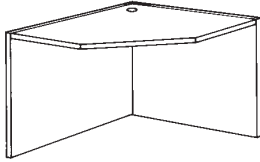
ExpressPlus

Size (WDH) Weight Model No. Price

Model No. Price

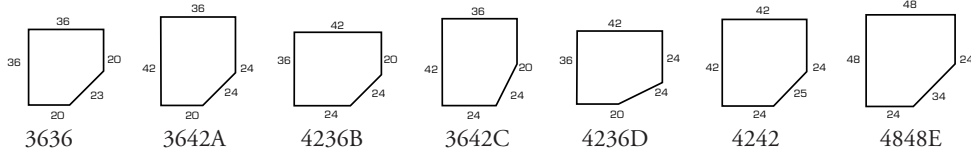
EXECUTIVE RETURNS

EXECUTIVE HEIGHT CORNER EXTENSIONS

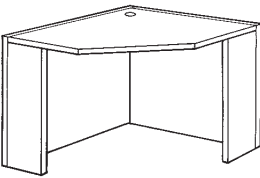


Note: Open extensions are not freestanding. They may be used between two other components or they may be attached to a single other component if a panel end is added to the open end. A panel end will add 1¼" to the size of the unit. Support panels should be added where corner extensions abut open or bridge returns or pedestal returns wider than 48".

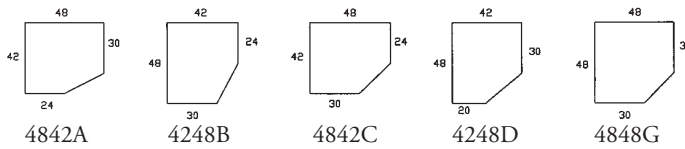
36x36x29	160	XCRE 3636	460	PCRE 3636	530	• <i>Corner grommet is standard</i>
36x42x29	180	XCRE 3642A	490	PCRE 3642A	560	
42x36x29	180	XCRE 4236B	490	PCRE 4236B	560	
36x42x29	180	XCRE 3642C	490	PCRE 3642C	560	
42x36x29	180	XCRE 4236D	490	PCRE 4236D	560	
42x42x29	195	XCRE 4242	525	PCRE 4242	595	
48x48x29	235	XCRE 4848E	561	PCRE 4848E	630	



EXTRA DEEP CORNER EXTENSIONS



48x42x29	235	XCRE 4842A	730	PCRE 4842A	805	• <i>Corner grommet is standard</i> • <i>12" d support panel on 24" d ends</i> • <i>15" d support panel on 30" d ends</i>
42x48x29	235	XCRE 4248B	730	PCRE 4248B	805	
48x42x29	235	XCRE 4842C	730	PCRE 4842C	805	
42x48x29	235	XCRE 4248D	730	PCRE 4248D	805	
48x48x29	250	XCRE 4848G	750	PCRE 4848G	825	




LEGS



20x1¼x29	35	XLEG 2029	110	PLEG 2029	140
24x1¼x29	40	XLEG 2429	125	PLEG 2429	160
30x1¼x29	45	XLEG 3029	145	PLEG 3029	180
36x1¼x29	50	XLEG 3629	160	PLEG 3629	195

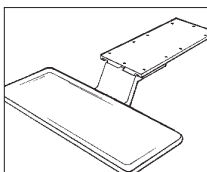
SUPPORT PANELS



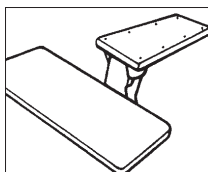
12x1¼x27¾	15	XSP 1227	85
15x1¼x27¾	20	XSP 1527	95

■ Denotes Quick Ship item. Available for Quick Ship in eight Quick Ship colors—see finishes.

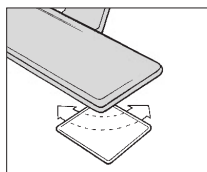
OPTIONS



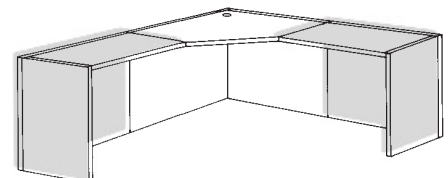
Slide-out Keyboard with Center Mount Slide and Molded Tray
ZOK — \$150



Articulating Keyboard with Molded Tray
ART-M — \$250



Mouse Pad Extension
mounts to ZOK or ART-M MPE — \$135





Express



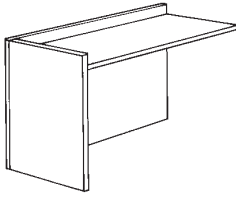
ExpressPlus

Size (WDH) Weight Model No. Price

Model No. Price

SECRETARIAL RETURNS

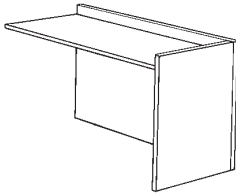
Worksurface height 26" AFF, 3" h gallery rail.



OPEN RETURNS—LEFT HAND

30x20x29	110	XOOS 3020L	390	POOS 3020L	424
36x20x29	115	XOOS 3620L	397	POOS 3620L	432
42x20x29	135	XOOS 4220L	420	POOS 4220L	455
48x20x29	140	XOOS 4820L	435	POOS 4820L	470
60x20x29	165	XOOS 6020L	473	POOS 6020L	513
72x20x29	190	XOOS 7220L	511	POOS 7220L	551

30x24x29	120	XOOS 3024L	400	POOS 3024L	438
36x24x29	130	XOOS 3624L	412	POOS 3624L	447
42x24x29	145	XOOS 4224L	438	POOS 4224L	473
48x24x29	155	XOOS 4824L	453	POOS 4824L	488
60x24x29	180	XOOS 6024L	494	POOS 6024L	534
72x24x29	205	XOOS 7224L	535	POOS 7224L	575



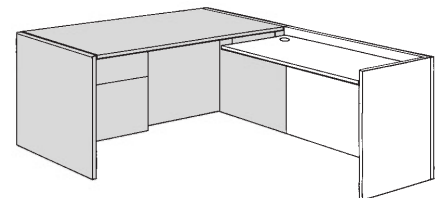
OPEN RETURNS—RIGHT HAND

30x20x29	110	XOOS 3020R	390	POOS 3020R	424
36x20x29	115	XOOS 3620R	397	POOS 3620R	432
42x20x29	135	XOOS 4220R	420	POOS 4220R	455
48x20x29	140	XOOS 4820R	435	POOS 4820R	470
60x20x29	165	XOOS 6020R	473	POOS 6020R	513
72x20x29	190	XOOS 7220R	511	POOS 7220R	551

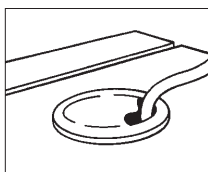
30x24x29	120	XOOS 3024R	400	POOS 3024R	438
36x24x29	130	XOOS 3624R	412	POOS 3624R	447
42x24x29	145	XOOS 4224R	438	POOS 4224R	473
48x24x29	155	XOOS 4824R	453	POOS 4824R	488
60x24x29	180	XOOS 6024R	494	POOS 6024R	534
72x24x29	205	XOOS 7224R	535	POOS 7224R	575

Denotes Quick Ship item. Available for Quick Ship in eight Quick Ship colors—see finishes.

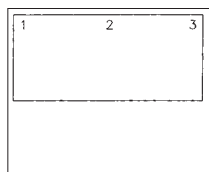
EXPRESS / EXPRESSPLUS



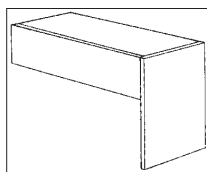
OPTIONS



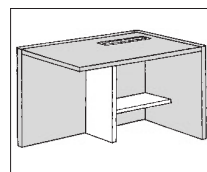
Grommet FIGROM(x) — \$32 indicate location



Grommet Locator



Short Back Panel — 8" h 8HI — \$20



Printer Kit: 12" Side Panel, 24"x12" Shelf, Paper Slot P-KIT — \$165

Special Widths and Depths:

For in-between widths, specify letter code of desired model followed by SPECIAL (i.e., XOOS-SPECIAL) and indicated desired size — add 10% to price of next largest standard size. For in-between or custom depths, consult factory for availability, specification and pricing information.



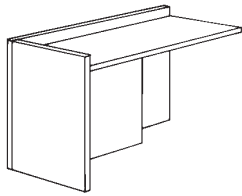
Express



ExpressPlus

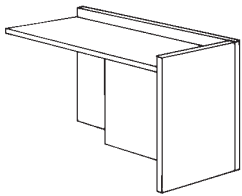
Size (WDH) Weight Model No. Price Model No. Price Features

SECRETARIAL RETURNS



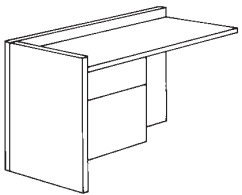
RETURNS WITH STATIONERY CABINET—LEFT HAND

Size (WDH)	Weight	Model No.	Price	Model No.	Price	Features
36x20x29	165	XSOS 3620L	632	PSOS 3620L	687	• 4 adjustable shelves
42x20x29	185	XSOS 4220L	660	PSOS 4220L	695	
48x20x29	190	XSOS 4820L	670	PSOS 4820L	705	
60x20x29	215	XSOS 6020L	708	PSOS 6020L	748	
72x20x29	240	XSOS 7220L	746	PSOS 7220L	786	
36x24x29	180	XSOS 3624L	648	PSOS 3624L	682	
42x24x29	195	XSOS 4224L	678	PSOS 4224L	713	
48x24x29	205	XSOS 4824L	688	PSOS 4824L	723	
60x24x29	230	XSOS 6024L	729	PSOS 6024L	769	
72x24x29	255	XSOS 7224L	770	PSOS 7224L	810	



RETURNS WITH STATIONERY CABINET—RIGHT HAND

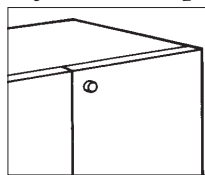
Size (WDH)	Weight	Model No.	Price	Model No.	Price	Features
36x20x29	165	XSOS 3620R	632	PSOS 3620R	687	• 4 adjustable shelves
42x20x29	185	XSOS 4220R	660	PSOS 4220R	695	
48x20x29	190	XSOS 4820R	670	PSOS 4820R	705	
60x20x29	215	XSOS 6020R	708	PSOS 6020R	748	
72x20x29	240	XSOS 7220R	746	PSOS 7220R	786	
36x24x29	180	XSOS 3624R	648	PSOS 3624R	682	
42x24x29	195	XSOS 4224R	678	PSOS 4224R	713	
48x24x29	205	XSOS 4824R	688	PSOS 4824R	723	
60x24x29	230	XSOS 6024R	729	PSOS 6024R	769	
72x24x29	255	XSOS 7224R	770	PSOS 7224R	810	



RETURNS WITH BOX, FILE PEDESTALS—LEFT HAND

Size (WDH)	Weight	Model No.	Price	Model No.	Price	Features
36x20x29	175	XFOS 3620L	724	PFOS 3620L	759	
42x20x29	195	XFOS 4220L	752	PFOS 4220L	787	
48x20x29	200	XFOS 4820L	762	PFOS 4820L	797	
60x20x29	225	XFOS 6020L	800	PFOS 6020L	840	
72x20x29	250	XFOS 7220L	838	PFOS 7220L	878	
36x24x29	200	XFOS 3624L	739	PFOS 3624L	774	
42x24x29	215	XFOS 4224L	770	PFOS 4224L	805	
48x24x29	225	XFOS 4824L	780	PFOS 4824L	815	
60x24x29	250	XFOS 6024L	821	PFOS 6024L	861	
72x24x29	275	XFOS 7224L	862	PFOS 7224L	902	

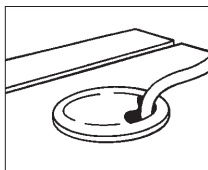
■ Denotes Quick Ship item. Available for Quick Ship in eight Quick Ship colors—see finishes.



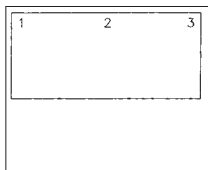
Door Lock
C-LOCK — \$27

Special Widths and Depths:
For in-between widths, specify letter code of desired model followed by SPECIAL (i.e., X00S-SPECIAL) and indicated desired size — add 10% to price of next largest standard size. For in-between or custom depths, consult factory for availability, specification and pricing information.

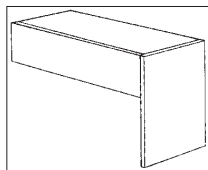
OPTIONS



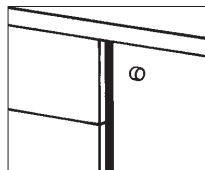
Grommet
FIGROM(x) — \$32
indicate location



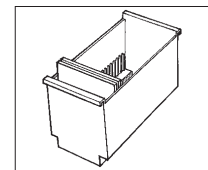
Grommet Locator



Short Back Panel — 8" h
8HI — \$20



Pedestal Lock
D-LOCK — \$36



File Drawer Media Bin
holds 24 CD-ROM or
56 3½" Floppy Disks
MB — \$25



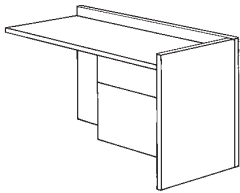
Express



ExpressPlus

Size (wdh) Weight Model No. Price Model No. Price

SECRETARIAL RETURNS

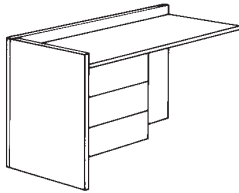


RETURNS WITH BOX, FILE PEDESTALS—RIGHT HAND

36x20x29	175	XFOS 3620R	724	PFOS 3620R	759
42x20x29	195	XFOS 4220R	752	PFOS 4220R	787
48x20x29	200	XFOS 4820R	762	PFOS 4820R	797
60x20x29	225	XFOS 6020R	800	PFOS 6020R	840
72x20x29	250	XFOS 7220R	838	PFOS 7220R	878

36x24x29	200	XFOS 3624R	739	PFOS 3624R	774
42x24x29	215	XFOS 4224R	770	PFOS 4224R	805
48x24x29	225	XFOS 4824R	780	PFOS 4824R	815
60x24x29	250	XFOS 6024R	821	PFOS 6024R	861
72x24x29	275	XFOS 7224R	862	PFOS 7224R	902

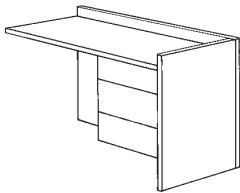
RETURNS WITH 3 BOX DRAWERS—LEFT HAND



36x20x29	175	XBOS 3620L	741	PBOS 3620L	776
42x20x29	195	XBOS 4220L	769	PBOS 4220L	804
48x20x29	200	XBOS 4820L	779	PBOS 4820L	814
60x20x29	225	XBOS 6020L	817	PBOS 6020L	857
72x20x29	250	XBOS 7220L	854	PBOS 7220L	894

36x24x29	200	XBOS 3624L	756	PBOS 3624L	791
42x24x29	215	XBOS 4224L	787	PBOS 4224L	822
48x24x29	225	XBOS 4824L	797	PBOS 4824L	832
60x24x29	250	XBOS 6024L	838	PBOS 6024L	878
72x24x29	275	XBOS 7224L	878	PBOS 7224L	918

RETURNS WITH 3 BOX DRAWERS—RIGHT HAND



36x20x29	175	XBOS 3620R	741	PBOS 3620R	776
42x20x29	195	XBOS 4220R	769	PBOS 4220R	804
48x20x29	200	XBOS 4820R	779	PBOS 4820R	814
60x20x29	225	XBOS 6020R	817	PBOS 6020R	857
72x20x29	250	XBOS 7220R	854	PBOS 7220R	894

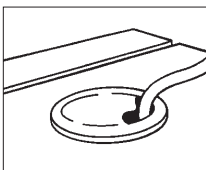
36x24x29	200	XBOS 3624R	756	PBOS 3624R	791
42x24x29	215	XBOS 4224R	787	PBOS 4224R	822
48x24x29	225	XBOS 4824R	797	PBOS 4824R	832
60x24x29	250	XBOS 6024R	838	PBOS 6024R	878
72x24x29	275	XBOS 7224R	878	PBOS 7224R	918

■ Denotes Quick Ship item. Available for Quick Ship in eight Quick Ship colors—see finishes.

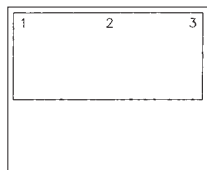
Special Widths and Depths:

For in-between widths, specify letter code of desired model followed by SPECIAL (i.e., XOOS-SPECIAL) and indicated desired size — add 10% to price of next largest standard size. For in-between or custom depths, consult factory for availability, specification and pricing information.

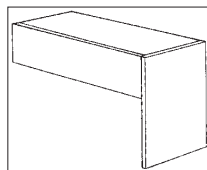
OPTIONS



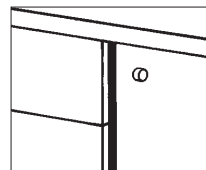
Grommet FIGROM(x) — \$32 indicate location



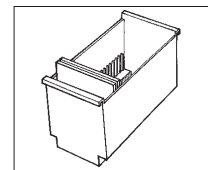
Grommet Locator



Short Back Panel — 8" h 8HI — \$20



Pedestal Lock D-LOCK — \$36



File Drawer Media Bin holds 24 CD-ROM or 56 3½" Floppy Disks MB — \$25



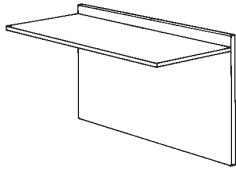
Express



ExpressPlus

Size (WDH) Weight Model No. Price Model No. Price Features

SECRETARIAL RETURNS



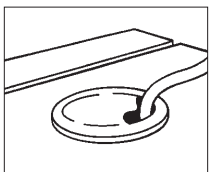
OPEN BRIDGE RETURNS (UNHANDED)

36x20x29	95	XBRS 3620	290	PBRS 3620	325	• Units 60" or wider have 12"d support panel centered on width
42x20x29	110	XBRS 4220	319	PBRS 4220	354	
48x20x29	120	XBRS 4820	329	PBRS 4820	364	
54x20x29	135	XBRS 5420	368	PBRS 5420	408	
60x20x29	145	XBRS 6020	443	PBRS 6020	483	
72x20x29	165	XBRS 7220	487	PBRS 7220	517	
36x24x29	105	XBRS 3624	295	PBRS 3624	330	• Units 60" or wider have 12"d support panel centered on width
42x24x29	120	XBRS 4224	325	PBRS 4224	360	
48x24x29	135	XBRS 4824	335	PBRS 4824	370	
54x24x29	150	XBRS 5424	375	PBRS 5424	415	
60x24x29	160	XBRS 6024	450	PBRS 6024	490	
72x24x29	175	XBRS 7224	495	PBRS 7224	535	

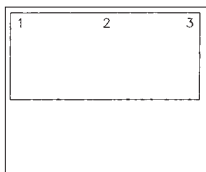
Denotes Quick Ship item. Available for Quick Ship in eight Quick Ship colors—see finishes.

EXPRESS/EXPRESSPLUS

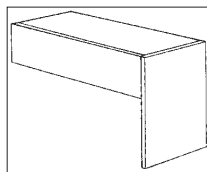
OPTIONS



Grommet
FIGROM(x) — \$32
indicate location



Grommet Locator



Short Back Panel — 8"h
8HI — \$20

Special Widths and Depths:

For in-between widths, specify letter code of desired model followed by SPECIAL (i.e., XOOS-SPECIAL) and indicated desired size — add 10% to price of next largest standard size. For in-between or custom depths, consult factory for availability, specification and pricing information.



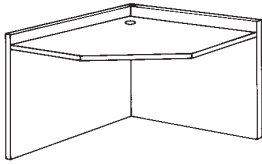
Express



ExpressPlus

Size (WDH) Weight Model No. Price Model No. Price Features

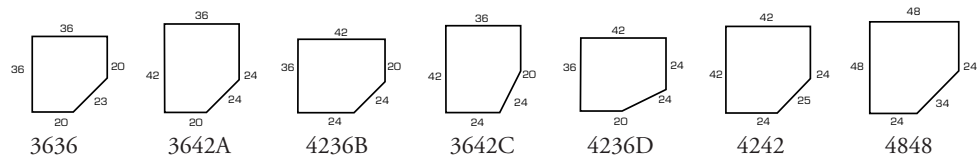
SECRETARIAL RETURNS



SECRETARIAL HEIGHT CORNER EXTENSIONS

Note: Open extensions are not freestanding. They may be used between two other components or they may be attached to a single other component if a panel end is added to the open end. A panel end will add 1¼" to the size of the unit. Support panels should be added where corner extensions abut open or bridge returns or pedestal returns wider than 48".

36x36x29	160	XCRS 3636	460	PCRS 3636	530	• Corner grommet is standard
36x42x29	180	XCRS 3642A	490	PCRS 3642A	560	
42x36x29	180	XCRS 4236B	490	PCRS 4236B	560	
36x42x29	180	XCRS 3642C	490	PCRS 3642C	560	
42x36x29	180	XCRS 4236D	490	PCRS 4236D	560	
42x42x29	195	XCRS 4242	525	PCRS 4242	595	
48x48x29	235	XCRS 4848	561	PCRS 4848	630	



LEGS



20x1¼x29	35	XLEG 2029	110	PLEG 2029	140
24x1¼x29	40	XLEG 2429	125	PLEG 2429	160
30x1¼x29	45	XLEG 3029	145	PLEG 3029	180
36x1¼x29	50	XLEG 3629	160	PLEG 3629	195

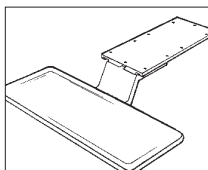
SUPPORT PANELS



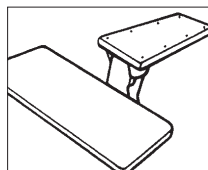
12x1¼x24¾	15	XSP 1224	85
15x1¼x24¾	20	XSP 1524	95

■ Denotes Quick Ship item. Available for Quick Ship in eight Quick Ship colors—see finishes.

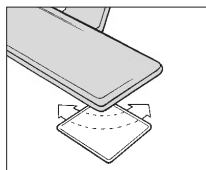
OPTIONS



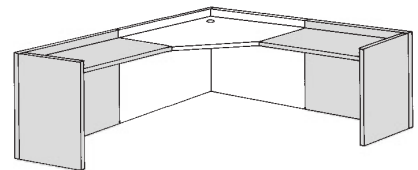
Slide-Out Keyboard with Center Mount Slide and Molded Tray
ZOK — \$150



Articulating Keyboard with Molded Tray
ART-M — \$250



Mouse Pad Extension
mounts to ZOK or ART-M
MPE — \$135





Express

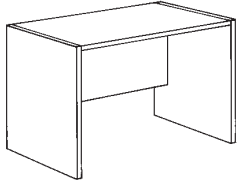


ExpressPlus

Size (WDH) Weight Model No. Price Model No. Price Features

COMPUTER TABLE / MACHINE STANDS

May be used alone or customized with options to meet specific applications (ex: add printer slot and paper shelf to make a printer stand, add casters and slide-out keyboard tray for mobile terminal table, etc.).

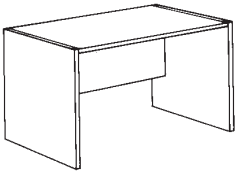


MACHINE HEIGHT UNITS

24x24x26	120	XSCT 2424	467	PSCT 2424	537	• 3/4 modesty panel inset 1/2" from back
30x24x26	130	XSCT 3024	485	PSCT 3024	555	
36x24x26	140	XSCT 3624	500	PSCT 3624	570	
42x24x26	150	XSCT 4224	530	PSCT 4224	600	
48x24x26	160	XSCT 4824	546	PSCT 4824	616	
60x24x26	180	XSCT 6024	596	PSCT 6024	666	
72x24x26	195	XSCT 7224	605	PSCT 7224	675	

24x30x26	140	XSCT 2430	500	PSCT 2430	570	• 3/4 modesty panel inset 6" from back
30x30x26	150	XSCT 3030	520	PSCT 3030	590	
36x30x26	160	XSCT 3630	536	PSCT 3630	606	
42x30x26	175	XSCT 4230	555	PSCT 4230	625	
48x30x26	185	XSCT 4830	570	PSCT 4830	640	
60x30x26	210	XSCT 6030	620	PSCT 6030	690	
72x30x26	235	XSCT 7230	650	PSCT 7230	720	

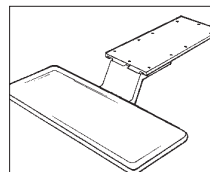
DESK HEIGHT UNITS



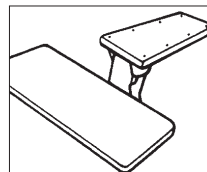
24x24x29	125	XSCE 2424	467	PSCE 2424	537	• 3/4 modesty panel inset 1/2" from back
30x24x29	135	XSCE 3024	485	PSCE 3024	555	
36x24x29	145	XSCE 3624	500	PSCE 3624	570	
42x24x29	155	XSCE 4224	530	PSCE 4224	600	
48x24x29	165	XSCE 4824	546	PSCE 4824	616	
60x24x29	185	XSCE 6024	596	PSCE 6024	666	
72x24x29	200	XSCE 7224	605	PSCE 7224	675	

24x30x29	145	XSCE 2430	500	PSCE 2430	570	• 3/4 modesty panel inset 6" from back
30x30x29	155	XSCE 3030	520	PSCE 3030	590	
36x30x29	165	XSCE 3630	536	PSCE 3630	606	
42x30x29	180	XSCE 4230	555	PSCE 4230	625	
48x30x29	190	XSCE 4830	570	PSCE 4830	640	
60x30x29	215	XSCE 6030	620	PSCE 6030	690	
72x30x29	240	XSCE 7230	650	PSCE 7230	720	

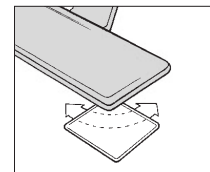
■ Denotes Quick Ship item. Available for Quick Ship in eight Quick Ship colors—see finishes.



Slide-out Keyboard with Center Mount Slide and Molded Tray
ZOK — \$150

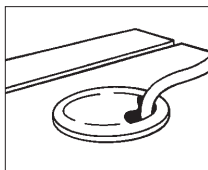


Articulating Keyboard with Molded Tray
ART-M — \$250

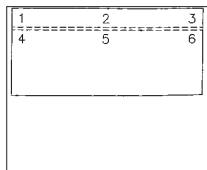


Mouse Pad Extension mounts to ZOK or ART-M MPE — \$135

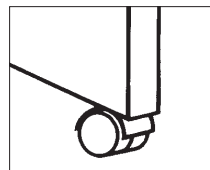
OPTIONS




Grommet
FIGROM(x) — \$32
indicate location



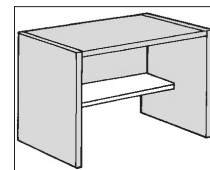
Grommet Locator



Casters (4)
CAST — \$40



Printer Slot
P-Slot — \$34



Paper Shelf — 12" d
up to 36" w PSU36 — \$50
over 36" w PSO36 — \$75



Express



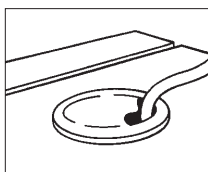
ExpressPlus

	Size (WDH)	Weight	Model No.	Price	Model No.	Price	Features
DOUBLE PEDESTAL DESKS							
	60x24x29	320	XDPD 6024	1285	PDPD 6024	1355	<ul style="list-style-type: none"> • 3/4" modesty panel recessed 6", except 24" d has flush modesty • Drop lock on box/file pedestal • 3 box left, box/file right
	60x30x29	330	XDPD 6030	1329	PDPD 6030	1399	
	66x24x29	330	XDPD 6624	1305	PDPD 6624	1375	
	66x30x29	350	XDPD 6630	1350	PDPD 6630	1420	
	72x24x29	335	XDPD 7224	1317	PDPD 7224	1387	
	72x30x29	355	XDPD 7230	1365	PDPD 7230	1435	
	72x36x29	380	XDPD 7236	1446	PDPD 7236	1523	
	60x24x29	345	XDMD 6024	1325	PDMD 6024	1395	<ul style="list-style-type: none"> • Full modesty panel recessed 6", except 24" d has flush modesty • Drop lock on box/file pedestal • 3 box left, box/file right
	60x30x29	355	XDMD 6030	1369	PDMD 6030	1439	
	66x24x29	355	XDMD 6624	1355	PDMD 6624	1425	
	66x30x29	375	XDMD 6630	1390	PDMD 6630	1460	
	72x24x29	365	XDMD 7224	1365	PDMD 7224	1435	
	72x30x29	385	XDMD 7230	1410	PDMD 7230	1480	
	72x36x29	410	XDMD 7236	1494	PDMD 7236	1571	
	60x24x29	345	XCPD 6024	1440	PCPD 6024	1510	<ul style="list-style-type: none"> • Full modesty panel recessed 6", except 24" d has flush modesty • Drop lock on file/file pedestal • Box/box/file left, file/file right
	60x30x29	365	XCPD 6030	1484	PCPD 6030	1554	
	66x24x29	355	XCPD 6624	1473	PCPD 6624	1543	
	66x30x29	375	XCPD 6630	1508	PCPD 6630	1578	
	72x24x29	365	XCPD 7224	1483	PCPD 7224	1553	
	72x30x29	390	XCPD 7230	1528	PCPD 7230	1598	
	72x36x29	415	XCPD 7236	1640	PCPD 7236	1717	

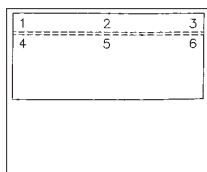
Denotes Quick Ship item. Available for Quick Ship in eight Quick Ship colors—see finishes.

EXPRESS / EXPRESSPLUS

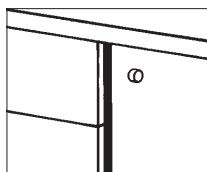
OPTIONS



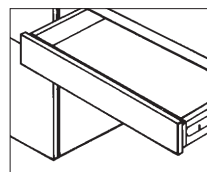
Grommet
FIGROM(x) — \$32
indicate location



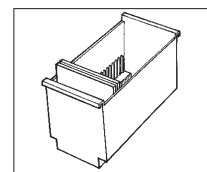
Grommet Locator



Pedestal Lock
D-LOCK — \$36



Pencil Drawer
PD — \$85



File Drawer Media Bin
holds 24 CD-ROM or
56 3 1/2" Floppy Disks
MB — \$25



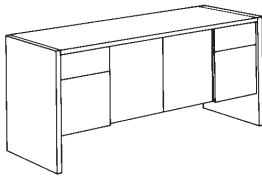
Express



Express Plus

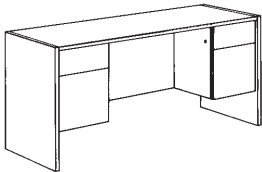
Size (WDH) Weight Model No. Price Model No. Price Features

C R E D E N Z A S



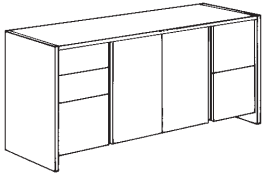
STORAGE CREDENZA

60x20x29	295	XDCC 6020	1466	PDCC 6020	1536	• 2 box, 2 file drawers
72x20x29	310	XDCC 7220	1536	PDCC 7220	1606	• Two door cabinet with adjustable shelf
84x20x29	340	XDCC 8420	1596	PDCC 8420	1666	• Lock on right hand pedestal



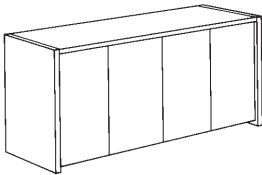
DOUBLE PEDESTAL CREDENZA

60x20x29	290	XDOC 6020	1234	PDOC 6020	1304	• 2 box, 2 file drawers
72x20x29	300	XDOC 7220	1271	PDOC 7220	1341	• Lock on right hand pedestal
84x20x29	310	XDOC 8420	1309	PDOC 8420	1379	• 3/4 modesty panel



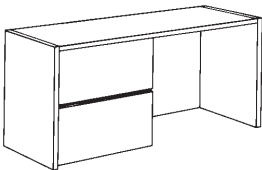
CUBE STYLE CREDENZA

60x20x29	335	XDSC 6020	1670	PDSC 6020	1740	• Box/box/file left, file/file right
72x20x29	365	XDSC 7220	1748	PDSC 7220	1818	• Two door cabinet with adjustable shelf
84x20x29	395	XDSC 8420	1808	PDSC 8420	1878	• Lock on right hand pedestal



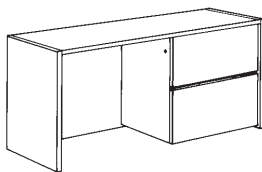
FOUR DOOR CREDENZA

60x20x29	295	X4DC 6020	1246	P4DC 6020	1316	• Two interior sections
72x20x29	320	X4DC 7220	1332	P4DC 7220	1402	• One adjustable shelf per section
84x20x29	350	X4DC 8420	1417	P4DC 8420	1487	

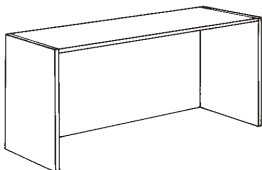


LATERAL FILE CREDENZA

60x20x29	345	XLOC 6020L	1170	PLOC 6020L	1240	• Two 30" w lateral file drawers with lock
72x20x29	370	XLOC 7220L	1209	PLOC 7220L	1279	• 36" w laterals add \$100
84x20x29	395	XLOC 8420L	1254	PLOC 8420L	1324	• Full modesty panel



60x20x29	345	XLOC 6020R	1170	PLOC 6020R	1240	• Two 30" w lateral file drawers with lock
72x20x29	370	XLOC 7220R	1209	PLOC 7220R	1279	• 36" w laterals add \$100
84x20x29	395	XLOC 8420R	1254	PLOC 8420R	1324	• Full modesty panel

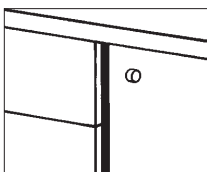


OPEN CREDENZA

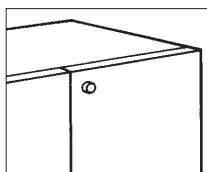
60x20x29	200	XOOC 6020	576	POOC 6020	646	• Full modesty panel
72x20x29	220	XOOC 7220	614	POOC 7220	684	• Add 18" d universal pedestals from page 54
84x20x29	240	XOOC 8420	652	POOC 8420	722	to create custom single or double pedestal credenzas

O P T I O N S

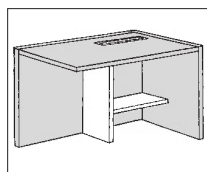
■ Denotes Quick Ship item. Available for Quick Ship in eight Quick Ship colors—see finishes.



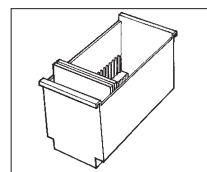
Pedestal Lock
D-LOCK — \$36



Door Lock
C-LOCK — \$27



Printer Kit: 12" side panel,
24"x12" shelf, paper slot
P-KIT — \$165



File Drawer Media Bin
holds 24 CD-ROM or
56 3 1/2" Floppy Disks
MB — \$25



Express

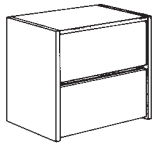


Express Plus


Size (WDH)	Weight	Model No.	Price	Model No.	Price	Features
------------	--------	-----------	-------	-----------	-------	----------

LATERAL FILES — 1 1/4" CASE

Accept letter or legal hanging file folders; heavy-duty Accuride suspensions.




30x20x29	185	XLFC 3020	1118	PLFC 3020	1183	• Face-mounted gang lock specify F-LOCK2 — add \$60
36x20x29	205	XLFC 3620	1167	PLFC 3620	1232	
42x20x29	225	XLFC 4220	1238	PLFC 4220	1303	



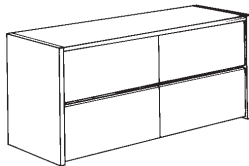
30x20x43	240	XLFC 3020	1420	PLF3 3020	1490	• Anti-tip mechanism allows only one drawer open at a time • Face-mounted gang lock specify F-LOCK3 — add \$79
36x20x43	270	XLFC 3620	1474	PLF3 3620	1544	
42x20x43	300	XLFC 4220	1572	PLF3 4220	1642	



30x20x57	310	XLFC 3020	1718	PLF4 3020	1793	• Anti-tip mechanism allows only one drawer open at a time • Face-mounted gang lock specify F-LOCK4 — add \$98
36x20x57	340	XLFC 3620	1785	PLF4 3620	1860	
42x20x57	370	XLFC 4220	1932	PLF4 4220	2007	



30x20x72	380	XLFC 3020	2026	PLF5 3020	2106	• Four file drawers, flipper door top section • Anti-tip mechanism allows only one drawer open at a time • Face-mounted gang lock specify F-LOCK4 — add \$98 • Cam lock for flipper door, C-Lock — add \$27
36x20x72	410	XLFC 3620	2108	PLF5 3620	2188	
42x20x72	440	XLFC 4220	2274	PLF5 4220	2354	



60x20x29	345	XLFC 6020	1666	PLFC 6020	1731	• Face-mounted gang lock(s) specify F-LOCK2 (L or R) — add \$60 per bank (two required to lock all drawers)
72x20x29	370	XLFC 7220	1765	PLFC 7220	1830	

■ Denotes Quick Ship item. Available for Quick Ship in eight Quick Ship colors—see finishes.

EXPRESS / EXPRESSPLUS



Express

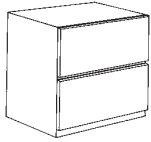


Express Plus

Size (WDH) Weight Model No. Price Model No. Price Features


LATERAL FILES – 3/4" CASE

Accept letter or legal hanging file folders; heavy-duty Accuride suspensions.




29x20x29	160	XLAC 3020	795
35x20x29	175	XLAC 3620	845
41x20x29	190	XLAC 4220	915

- Face-mounted gang lock specify F-LOCK2 — add \$60



29x20x43	205	XLA3 3020	1125
35x20x43	230	XLA3 3620	1180
41x20x43	255	XLA3 4220	1275

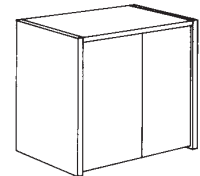
- Anti-tip mechanism allows only one drawer open at a time
- Face-mounted gang lock specify F-LOCK3 — add \$79



29x20x57	260	XLA4 3020	1425
35x20x57	290	XLA4 3620	1490
41x20x57	320	XLA4 4220	1640

- Anti-tip mechanism allows only one drawer open at a time
- Face-mounted gang lock specify F-LOCK4 — add \$98

STORAGE CABINETS

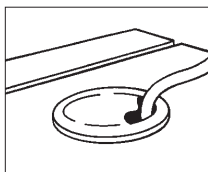


30x20x29	175	XSTR 3020	892	PSTR 3020	962
36x20x29	195	XSTR 3620	922	PSTR 3620	992
42x20x29	215	XSTR 4220	950	PSTR 4220	1020


- One adjustable shelf
- Touch latch doors
- Interior fully laminated

■ Denotes Quick Ship item. Available for Quick Ship in eight Quick Ship colors—see finishes.

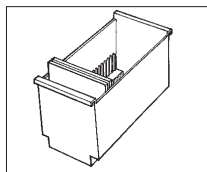
OPTIONS



Grommet
FIGROM(x) — \$32
indicate location



Printer Slot
P-Slot — \$34




File Drawer Media Bin
holds 24 CD-ROM or
56 3½" Floppy Disks
MB — \$25

Size (WDH) Weight Model No. Price Features


PEDESTALS

MOBILE PEDESTALS

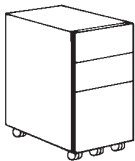
All drawer pedestals have fifth caster for stability.



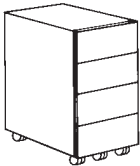
16x18x20½	60	BFM 1618	394	<ul style="list-style-type: none"> • 1 box, 1 file drawer • Box drawer includes pencil tray
16x22x20½	70	BFM 1622	408	
16x28x20½	80	BFM 1628	435	



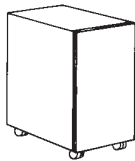
16x18x27	80	FFM 1618	460	<ul style="list-style-type: none"> • 2 file drawers
16x22x27	90	FFM 1622	475	
16x28x27	100	FFM 1628	514	



16x18x27	85	BBFM 1618	483	<ul style="list-style-type: none"> • 2 box, 1 file drawer • Top box drawer includes pencil tray
16x22x27	95	BBFM 1622	500	
16x28x27	105	BBFM 1628	534	



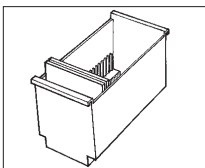
16x18x27	90	4BM 1618	508	<ul style="list-style-type: none"> • 4 box drawers • Top box drawer includes pencil tray
16x22x27	100	4BM 1622	525	
16x28x27	110	4BM 1628	554	



16x18x27	65	5DM 1618	395	<ul style="list-style-type: none"> • 1 door cabinet, hinged right • Specify left hinge, if required • One adjustable shelf • Additional shelves — \$35 each
16x22x27	75	5DM 1622	402	
16x28x27	85	5DM 1628	455	

 Denotes Quick Ship item. Available for Quick Ship in eight Quick Ship colors—see finishes.

OPTIONS



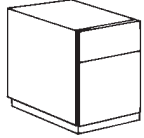
File Drawer Media Bin holds 24 CD-ROM or 56 3½" Floppy Disks MB — \$25

Size (WDH) Weight Model No. Price Features

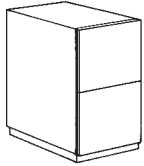
PEDESTALS

UNIVERSAL PEDESTALS

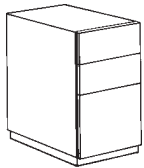
Sized to fit beneath desk height units, stand alone as free-standing units or remove 3" base to retrofit existing units or customize other pieces.



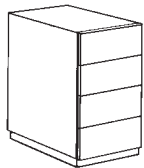
16x18x21	60	BFU 1618	394	• 1 box, 1 file drawer
16x22x21	70	BFU 1622	408	• Box drawer includes pencil tray
16x28x21	80	BFU 1628	435	



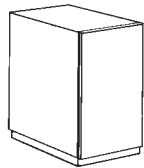
16x18x27½	80	FFU 1618	460	• 2 file drawers
16x22x27½	90	FFU 1622	475	
16x28x27½	100	FFU 1628	514	



16x18x27½	85	BBFU 1618	483	• 2 box, 1 file drawer
16x22x27½	95	BBFU 1622	500	• Top box drawer includes pencil tray
16x28x27½	105	BBFU 1628	534	



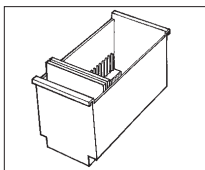
16x18x27½	90	4BU 1618	508	• 4 box drawers
16x22x27½	100	4BU 1622	525	• Top box drawer includes pencil tray
16x28x27½	110	4BU 1628	554	



16x18x27½	65	5DU 1618	395	• 1 door cabinet, hinged right
16x22x27½	75	5DU 1622	402	• Specify left hinge, if required
16x28x27½	85	5DU 1628	455	• One adjustable shelf
				• Additional shelves — \$35 each

Denotes Quick Ship item. Available for Quick Ship in eight Quick Ship colors—see finishes.

OPTIONS



File Drawer Media Bin holds 24 CD-ROM or 56 3½" Floppy Disks MB — \$25



Express

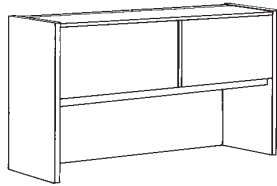


Express Plus

Size (WDH) Weight Model No. Price Model No. Price Features

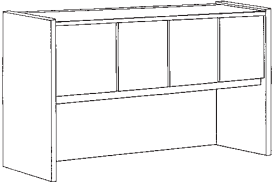
OVERSTORAGE COMPONENTS – WORKSURFACE MOUNTED

Attach to lower units with pass-thru clip/shoulder screw Mod-eze clip system. Metal-to-metal connection assures stability and ease of alignment. ExpressPlus overstorage components are 2½" narrower than indicated dimension and are sized to fit inside reveal due to rounded top edge of ExpressPlus end panels.



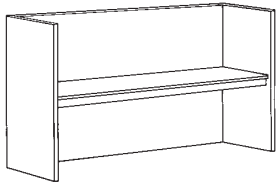
FLIPPER DOOR UNITS

36x17x36	185	XFDU 3636	900	PFDU 3636	970	<ul style="list-style-type: none"> • 36" and 48" w units have one door, others have two • Doors slide beneath top for safety and utility • Accepts 21" tackable acoustically treated panel • 18" clearance beneath valance • PFDUs are 2½" narrower than indicated dimension
48x17x36	210	XFDU 4836	944	PFDU 4836	1014	
60x17x36	255	XFDU 6036	1242	PFDU 6036	1312	
66x17x36	275	XFDU 6636	1275	PFDU 6636	1345	
72x17x36	295	XFDU 7236	1297	PFDU 7236	1367	
78x17x36	320	XFDU 7836	1328	PFDU 7836	1398	
84x17x36	340	XFDU 8436	1353	PFDU 8436	1423	



HINGED DOOR UNITS

36x17x36	185	XHDU 3636	935	PHDU 3636	1010	<ul style="list-style-type: none"> • 36" and 48" w units have three doors, others have four • Accepts 21" tackable acoustically treated panel • 18" clearance beneath valance • Self-closing Blum hinges • PHDUs are 2½" narrower than indicated dimension
48x17x36	210	XHDU 4836	985	PHDU 4836	1055	
60x17x36	255	XHDU 6036	1192	PHDU 6036	1262	
66x17x36	275	XHDU 6636	1225	PHDU 6636	1295	
72x17x36	295	XHDU 7236	1247	PHDU 7236	1317	
78x17x36	320	XHDU 7836	1298	PHDU 7836	1368	
84x17x36	340	XHDU 8436	1303	PHDU 8436	1373	



OPEN SHELF UNITS

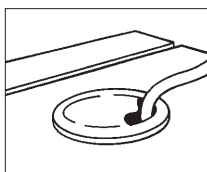
36x17x30	150	XSHU 3630	548	PSHU 3630	618	<ul style="list-style-type: none"> • Accepts 21" tackable acoustically treated panel • PSHUs are 2½" narrower than dimension indicated
48x17x30	170	XSHU 4830	592	PSHU 4830	662	
60x17x30	180	XSHU 6030	636	PSHU 6030	706	
66x17x30	200	XSHU 6630	658	PSHU 6630	728	
72x17x30	215	XSHU 7230	680	PSHU 7230	750	
78x17x30	235	XSHU 7830	710	PSHU 7830	780	
84x17x30	250	XSHU 8430	735	PSHU 8430	805	

36x17x36	155	XSHU 3636	563	PSHU 3636	633	<ul style="list-style-type: none"> • Accepts 21" tackable acoustically treated panel • 18" clearance beneath valance • PSHUs are 2½" narrower than indicated dimension
48x17x36	175	XSHU 4836	607	PSHU 4836	677	
60x17x36	200	XSHU 6036	651	PSHU 6036	721	
66x17x36	220	XSHU 6636	673	PSHU 6636	743	
72x17x36	240	XSHU 7236	695	PSHU 7236	765	
78x17x36	260	XSHU 7836	725	PSHU 7836	795	
84x17x36	280	XSHU 8436	750	PSHU 8436	820	

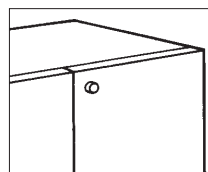
See page 56 for tackable panel options.

Denotes Quick Ship item. Available for Quick Ship in eight Quick Ship colors—see finishes.

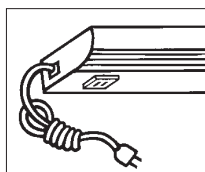
OPTIONS



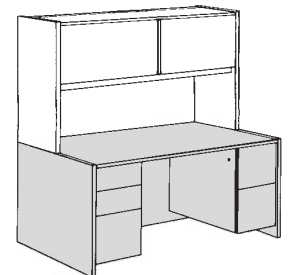
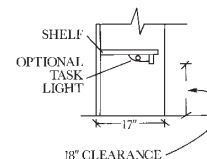
Grommet FIGROM(x) — \$32 indicate location



Door Lock C-LOCK — \$27



Task Light LITE0024 24" w — \$140 LITE0048 48" w — \$165





Express



ExpressPlus

Size (WDH) Weight Model No. Price Model No. Price Features

OVERSTORAGE UNITS – WALLMOUNT

All units have recessed back with concealed wood cleat wall mount strip.

Note: Wall conditions encountered in field vary greatly. The installer should verify that wall conditions and hardware utilized are sufficient to carry weight of loaded cabinet.

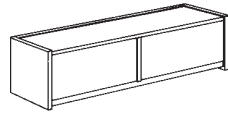
All units have 2½" h fascia strip to conceal optional task light.

BUCKET SHELF UNITS



36x17x16	50	XWMO 3617	498	PWMO 3617	578
42x17x16	55	XWMO 4217	520	PWMO 4217	600
48x17x16	60	XWMO 4817	535	PWMO 4817	615
60x17x16	70	XWMO 6017	565	PWMO 6017	645
66x17x16	75	XWMO 6617	585	PWMO 6617	665
72x17x16	80	XWMO 7217	600	PWMO 7217	680

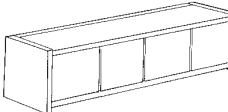
FLIPPER DOOR UNITS



36x17x16	60	XWFD 3617	835	PWFD 3617	915
42x17x16	65	XWFD 4217	850	PWFD 4217	930
48x17x16	70	XWFD 4817	870	PWFD 4817	950
60x17x16	80	XWFD 6017	1155	PWFD 6017	1235
66x17x16	85	XWFD 6617	1185	PWFD 6617	1265
72x17x16	90	XWFD 7217	1215	PWFD 7217	1295

• 36", 42", 48" w units have one door, others have two

HINGE DOOR UNITS



36x17x16	60	XWHD 3617	870	PWHD 3617	950
42x17x16	65	XWHD 4217	885	PWHD 4217	965
48x17x16	70	XWHD 4817	905	PWHD 4817	985
60x17x16	80	XWHD 6017	1105	PWHD 6017	1185
66x17x16	85	XWHD 6617	1135	PWHD 6617	1215
72x17x16	90	XWHD 7217	1165	PWHD 7217	1245

• 36", 42", 48" w units have three doors, others have four
• Self-closing Blum hinges

TACKABLE PANELS

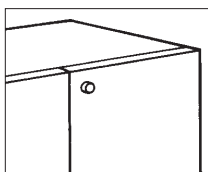


33½x¾x21	5	TACK 3421	129	TARK 3121	129
45½x¾x21	5	TACK 4621	160	TARK 4321	160
57½x¾x21	10	TACK 5821	182	TARK 5521	182
63½x¾x21	10	TACK 6421	188	TARK 6121	188
69½x¾x21	15	TACK 7021	193	TARK 6721	193
75½x¾x21	15	TACK 7621	199	TARK 7321	199
81½x¾x21	15	TACK 8221	209	TARK 7921	209

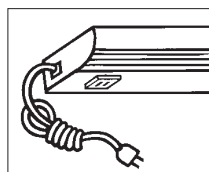
• Use with overstorage units for tackability, acoustical effect
• Available in Guilford 701 Series, Pattern 2100
• TARKs are 2½" narrower than indicated dimension
• Use TARKs with PFDU, PHDU, PSHU components.

■ Denotes Quick Ship item. Available for Quick Ship in eight Quick Ship colors—see finishes.

OPTIONS



Door Lock
C-LOCK — \$27



Task Light
LITE0024 24" w — \$140
LITE0048 48" w — \$165

Size (WDH) Weight Model No. Price COM*

SCREENS

Screens may be combined with any of the modular casegood items in the Express Series to provide visual and acoustical privacy. Screens mount easily into end panels and worksurfaces with a heavy-duty steel post mechanism. They may be readily removed to provide conferencing capabilities. Pricing is based on Guilford 701 Series fabrics, Pattern 2100.

Note: Due to the rounded panels of the ExpressPlus Series, screens may not be suitable for some applications. Consult factory.

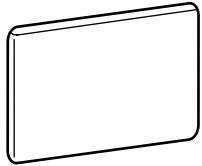
Note: For in-between sizes, use next largest size for pricing.

15" HIGH SCREENS



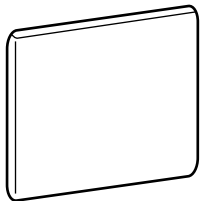
20x1¼x15	9	SCRN 2015	212	½ yd
24x1¼x15	10	SCRN 2415	223	½ yd
30x1¼x15	13	SCRN 3015	238	½ yd
36x1¼x15	15	SCRN 3615	262	1 yd
42x1¼x15	18	SCRN 4215	273	1 yd
48x1¼x15	20	SCRN 4815	286	1 yd
54x1¼x15	23	SCRN 5415	298	1 yd
60x1¼x15	25	SCRN 6015	319	1 yd
66x1¼x15	28	SCRN 6615	336	2 yd
72x1¼x15	30	SCRN 7215	348	2¼ yd

22" HIGH SCREENS



20x1¼x22	13	SCRN 2022	237	¾ yd
24x1¼x22	15	SCRN 2422	251	¾ yd
30x1¼x22	19	SCRN 3022	263	¾ yd
36x1¼x22	22	SCRN 3622	298	1½ yd
42x1¼x22	26	SCRN 4222	323	1½ yd
48x1¼x22	30	SCRN 4822	348	1½ yd
54x1¼x22	33	SCRN 5422	362	1½ yd
60x1¼x22	37	SCRN 6022	373	1½ yd
66x1¼x22	41	SCRN 6622	423	2 yd
72x1¼x22	44	SCRN 7222	449	2¼ yd

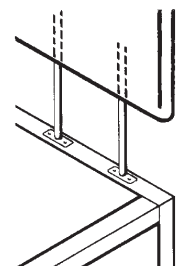
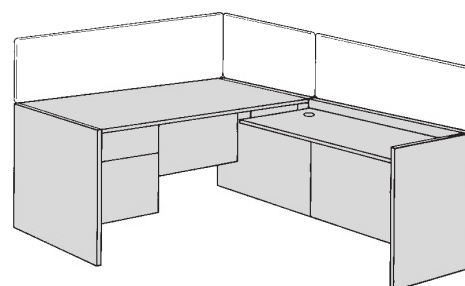
36" HIGH SCREENS



20x1¼x36	20	SCRN 2036	311	1¼ yd
24x1¼x36	24	SCRN 2436	323	1¼ yd
30x1¼x36	30	SCRN 3036	348	1¼ yd
36x1¼x36	36	SCRN 3636	373	2¼ yd
42x1¼x36	42	SCRN 4236	423	2¼ yd
48x1¼x36	48	SCRN 4836	485	2¼ yd
54x1¼x36	54	SCRN 5436	497	2¼ yd
60x1¼x36	60	SCRN 6036	522	2¼ yd
66x1¼x36	66	SCRN 6636	572	4¼ yd
72x1¼x36	72	SCRN 7236	609	4½ yd

*COM yardage based on 66" w, non-directional fabric. COM material must be approved by HLF before an order can be accepted. All COM material must be shipped to HLF prepaid.

■ Denotes Quick Ship item. Available for Quick Ship in eight Quick Ship colors—see finishes.



EXPRESS / EXPRESSPLUS



Express

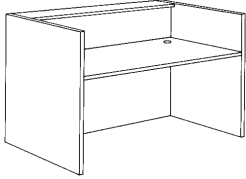


ExpressPlus

Size (WDH) Weight Model No. Price Model No. Price Features

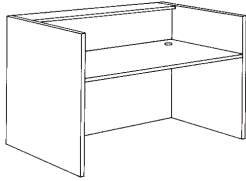
RECEPTION STATIONS

DESK SHELLS WITH 6" RECESSED FACE PANEL



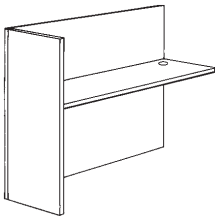
60x30x42	260	XRED 6030	920	PRED 6030	1020	<ul style="list-style-type: none"> • 10" d transaction ledge • 29" AFF worksurface • Grommet each side • Unhanded — accepts left or right return • 30" d units accept 22" d pedestals — see p.53 • 36" d units accept 28" d pedestals — see p.53
66x30x42	290	XRED 6630	950	PRED 6630	1050	
72x30x42	320	XRED 7230	970	PRED 7230	1070	
72x36x42	360	XRED 7236	1030	PRED 7236	1130	

DESK SHELLS WITH 1/4" RECESSED FACE PANEL



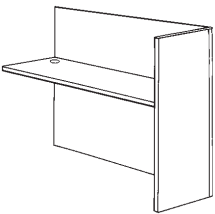
60x30x42	280	XFED 6030	970	PFED 6030	1070	<ul style="list-style-type: none"> • 10" d transaction ledge • 29" AFF worksurface • Grommet each side • Unhanded — accepts left or right return • Accept 28" d pedestals — see p.53
66x30x42	310	XFED 6630	1000	PFED 6630	1100	
72x30x42	340	XFED 7230	1025	PFED 7230	1125	
72x36x42	380	XFED 7236	1100	PFED 7236	1200	

RETURNS—LEFT HAND



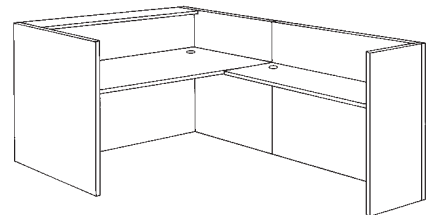
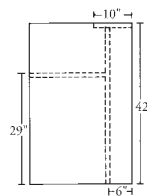
36x20x42	150	XROL 3620	620	PROL 3620	690	<ul style="list-style-type: none"> • 29" AFF worksurface • Grommet • Accepts 18" d pedestal — see p.53
42x20x42	160	XROL 4220	650	PROL 4220	730	
48x20x42	170	XROL 4820	665	PROL 4820	755	
60x20x42	200	XROL 6020	710	PROL 6020	810	
36x24x42	160	XROL 3624	650	PROL 3624	720	<ul style="list-style-type: none"> • Accepts 22" d pedestal — see p.53
42x24x42	170	XROL 4224	680	PROL 4224	760	
48x24x42	180	XROL 4824	695	PROL 4824	785	
60x24x42	210	XROL 6024	745	PROL 6024	845	

RETURNS—RIGHT HAND

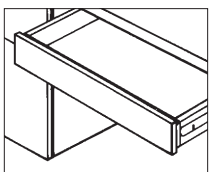


36x20x42	150	XROR 3620	620	PROR 3620	690	<ul style="list-style-type: none"> • 29" AFF worksurface • Grommet • Accepts 18" d pedestal — see p.53
42x20x42	160	XROR 4220	650	PROR 4220	730	
48x20x42	170	XROR 4820	665	PROR 4820	755	
60x20x42	200	XROR 6020	710	PROR 6020	810	
36x24x42	160	XROR 3624	650	PROR 3624	720	<ul style="list-style-type: none"> • Accepts 22" d pedestal — see p.53
42x24x42	170	XROR 4224	680	PROR 4224	760	
48x24x42	180	XROR 4824	695	PROR 4824	785	
60x24x42	210	XROR 6024	745	PROR 6024	845	

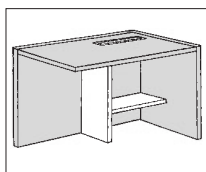
■ Denotes Quick Ship item. Available for Quick Ship in eight Quick Ship colors—see finishes.



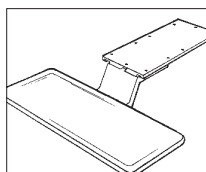
OPTIONS



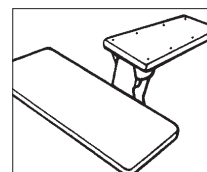
Pencil Drawer
PD — \$85



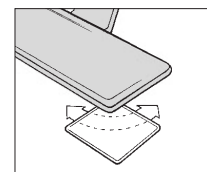
Printer Kit: 12" Side Panel,
24"x12" Shelf, Paper Slot
P-KIT — \$165



Slide-Out Keyboard with
Center Mount Slide and
Molded Tray
ZOK — \$150

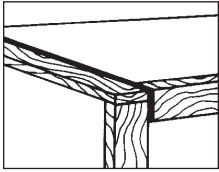


Articulating Keyboard
with Molded Tray
ART-M — \$250



Mouse Pad Extension
mounts to ZOK or
ART-M MPE — \$135

WOODSTOCK:



GENERAL SERIES FEATURES

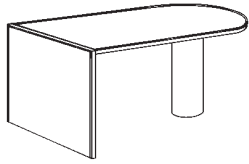
- 1 1/4" slab construction.
- Edges of worksurfaces and end panels capped in 1/4"x1 1/4" oak or mahogany, as specified.
- 45 lb. density industrial particle board substrate.
- Leveling glides on all units.
- All wood drawer construction with black vinyl wrap.
- Accuride® suspensions on all drawers.
- Most vertical file drawers accommodate both letter and legal size hanging folder files. Vertical file drawers on 20" d returns and credenzas file letter only.
- Fully modular construction.
- Blum® hinges on all doors.
- Full case pedestal construction.
- Light and medium oak, ebony on oak, mahogany on mahogany, and cherry on mahogany are standard. These approximate HLF standard laminates (i.e., OAK-71 = H-71 Light Oak, etc.).
- Custom finishes and wood species available — consult factory for specifics and pricing.

TABLE OF CONTENTS

ITEM	PAGE
Cabinets, storage	74
Credenzas	73
Desks, bullet.....	60
Desks, conference	61
Desks, double pedestal.....	72
Desks, reception	80
Desks, single pedestal	62
Filing cabinets, lateral.....	74
Filing cabinets, mobile.....	75
Overstorage, wall mounted.....	78
Overstorage, worksurface mounted	77
Pedestals, freestanding	76
Pedestals, mobile	75
Returns, corner units.....	66, 70
Returns, executive height	63-66
Returns, reception	80
Returns, secretarial/machine height.....	67-70
Screens	79
Tables, computer	71
Tables, machine stands	71
Tables, printer.....	71
Tackable panels	78

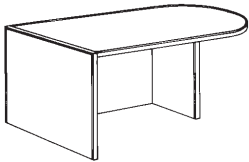
	Size (WDH)	Weight	Model No.	Price	Features
--	------------	--------	-----------	-------	----------

BULLET DESKS



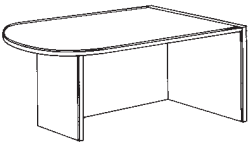
60x30x29	200	SOBD 6030	1062
66x30x29	210	SOBD 6630	1084
72x30x29	220	SOBD 7230	1094
72x36x29	235	SOBD 7236	1135

- 12" support panel centered on leg
- Unhanded — accepts left or right return
- 12" diameter cylinder support



60x30x29	225	SMBD 6030L	1188
66x30x29	240	SMBD 6630L	1210
72x30x29	250	SMBD 7230L	1220
72x36x29	270	SMBD 7236L	1236

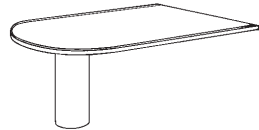
- Full modesty panel
- Accepts left hand return



60x30x29	225	SMBD 6030R	1188
66x30x29	240	SMBD 6630R	1210
72x30x29	250	SMBD 7230R	1220
72x36x29	270	SMBD 7236R	1236

- Full modesty panel
- Accepts right hand return

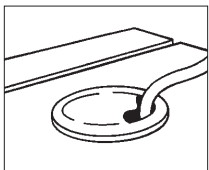
BULLET RUNOFF DESKS



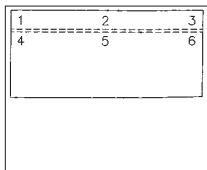
60x30x29	140	SBRO 6030	755
66x30x29	150	SBRO 6630	775
72x30x29	160	SBRO 7230	785

- Unhanded
- Not for freestanding applications
- Attaches to adjacent unit with heavy-duty metal flat plate
- 12" diameter cylinder support

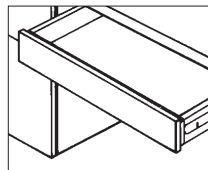
OPTIONS



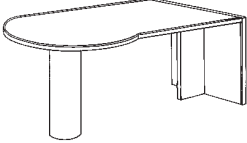

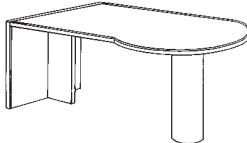
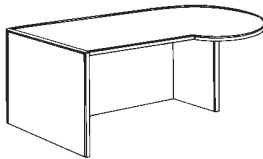
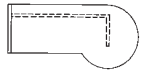
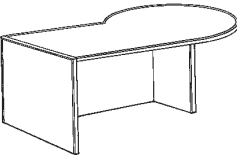

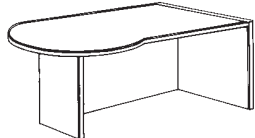
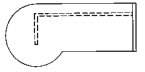
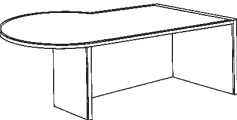
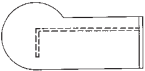
Grommet
FIGROM(x) — \$32
indicate location



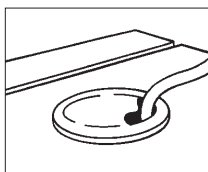
Grommet Locator



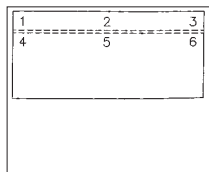
Pencil Drawer
PD — \$85

	Size (WDH)	Weight	Model No.	Price	Features	
CONFERENCE DESKS ("P" - DESKS)						
	Indicated depth is overall depth — straight section of top is 6" narrower.					
	72x36x29	215	SOCD 7236A	1263	<ul style="list-style-type: none"> • 12" diameter cylinder support • 12" support panel centered on leg 	
	84x36x29	230	SOCD 8436A	1295		
	84x42x29	255	SOCD 8442A	1358		
	72x36x29	215	SOCD 7236B	1263	<ul style="list-style-type: none"> • 12" diameter cylinder support • 12" support panel centered on leg 	
	84x36x29	230	SOCD 8436B	1295		
	84x42x29	255	SOCD 8442B	1358		
	72x36x29	235	SMCD 7236LI	1324	<ul style="list-style-type: none"> • Full modesty panel • Accepts left hand return • Conference round faces in 	
	84x36x29	265	SMCD 8436LI	1385		
	84x42x29	295	SMCD 8442LI	1438		
	72x36x29	235	SMCD 7236LO	1324	<ul style="list-style-type: none"> • Full modesty panel • Accepts left hand return • Conference round faces out 	
	84x36x29	265	SMCD 8436LO	1385		
	84x42x29	295	SMCD 8442LO	1438		
	72x36x29	235	SMCD 7236RI	1324	<ul style="list-style-type: none"> • Full modesty panel • Accepts right hand return • Conference round faces in 	
	84x36x29	265	SMCD 8436RI	1385		
	84x42x29	295	SMCD 8442RI	1438		
	72x36x29	235	SMCD 7236RO	1324	<ul style="list-style-type: none"> • Full modesty panel • Accepts right hand return • Conference round faces out 	
	84x36x29	265	SMCD 8436RO	1385		
	84x42x29	295	SMCD 8442RO	1438		

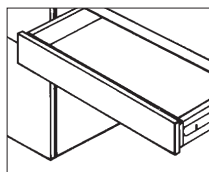
OPTIONS



Grommet
FIGROM(x) — \$32
indicate location



Grommet Locator

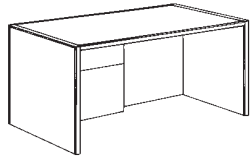


Pencil Drawer
PD — \$85

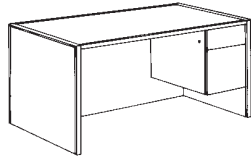
	Size (WDH)	Weight	Model No.	Price	Features
--	------------	--------	-----------	-------	----------

SINGLE PEDESTAL DESKS

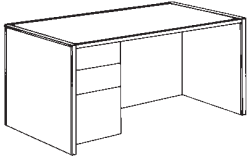
48" w desks will not accept returns, 60" w desk will not accept 24" d returns.



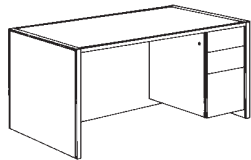
48x24x29	230	SSPD 4824L	1205	• Left hand pedestal
48x30x29	250	SSPD 4830L	1241	• Accepts right hand return
60x30x29	280	SSPD 6030L	1298	• 1 box, 1 file drawer
66x30x29	285	SSPD 6630L	1330	• Drop lock included
72x30x29	300	SSPD 7230L	1345	• Full modesty panel recessed 6",
72x36x29	320	SSPD 7236L	1443	except 24" d has flush panel



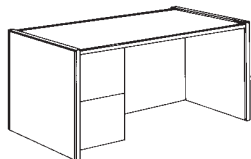
48x24x29	230	SSPD 4824R	1205	• Right hand pedestal
48x30x29	250	SSPD 4830R	1241	• Accepts left hand return
60x30x29	280	SSPD 6030R	1298	• 1 box, 1 file drawer
66x30x29	285	SSPD 6630R	1330	• Drop lock included
72x30x29	300	SSPD 7230R	1345	• Full modesty panel recessed 6",
72x36x29	320	SSPD 7236R	1443	except 24" d has flush panel



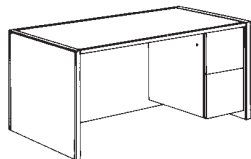
48x24x29	260	SCBF 4824L	1277	• Left hand pedestal
48x30x29	280	SCBF 4830L	1323	• Accepts right hand return
60x30x29	300	SCBF 6030L	1380	• 2 box, 1 file drawer
66x30x29	310	SCBF 6630L	1426	• Drop lock included
72x30x29	315	SCBF 7230L	1450	• Full modesty panel recessed 6",
72x36x29	340	SCBF 7236L	1545	except 24" d has flush panel



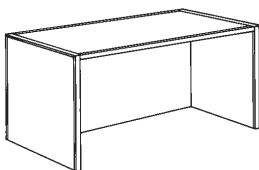
48x24x29	260	SCBF 4824R	1277	• Right hand pedestal
48x30x29	280	SCBF 4830R	1323	• Accepts left hand return
60x30x29	300	SCBF 6030R	1380	• 2 box, 1 file drawer
66x30x29	310	SCBF 6630R	1426	• Drop lock included
72x30x29	315	SCBF 7230R	1450	• Full modesty panel recessed 6",
72x36x29	340	SCBF 7236R	1545	except 24" d has flush panel



48x24x29	260	SCFF 4824L	1271	• Left hand pedestal
48x30x29	280	SCFF 4830L	1317	• Accepts right hand return
60x30x29	300	SCFF 6030L	1372	• 2 file drawers
66x30x29	310	SCFF 6630L	1420	• Drop lock included
72x30x29	315	SCFF 7230L	1444	• Full modesty panel recessed 6",
72x36x29	340	SCFF 7236L	1559	except 24" d has flush panel

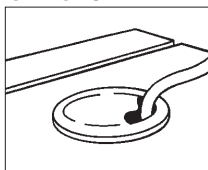


48x24x29	260	SCFF 4824R	1271	• Right hand pedestal
48x30x29	280	SCFF 4830R	1317	• Accepts left hand return
60x30x29	300	SCFF 6030R	1372	• 2 file drawers
66x30x29	310	SCFF 6630R	1420	• Drop lock included
72x30x29	315	SCFF 7230R	1444	• Full modesty panel recessed 6",
72x36x29	340	SCFF 7236R	1559	except 24" d has flush panel

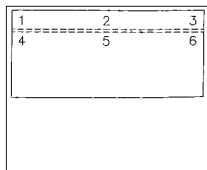


48x24x29	170	STD M 4824	859	• Open desk shell
48x30x29	190	STD M 4830	895	• Full modesty panel recessed 6",
60x30x29	210	STD M 6030	957	except 24" d has flush panel
66x30x29	230	STD M 6630	988	
72x30x29	235	STD M 7230	1003	
72x36x29	265	STD M 7236	1058	

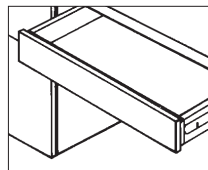
OPTIONS



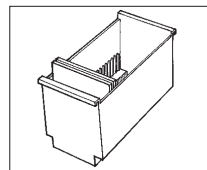
Grommet
FIGROM(x) — \$32
indicate location



Grommet Locator



Pencil Drawer
PD — \$85

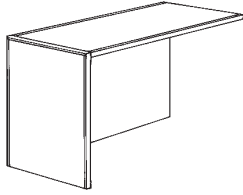


File Drawer Media Bin
holds 24 CD-ROM or
56 3½" Floppy Disks
MB — \$25

Size (WDH) Weight Model No. Price Features

EXECUTIVE RETURNS

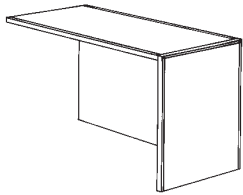
Worksurface height 29" AFF



OPEN RETURNS — LEFT HAND

30x20x29	115	SOOE 3020L	571
36x20x29	120	SOOE 3620L	578
42x20x29	140	SOOE 4220L	613
48x20x29	145	SOOE 4820L	628
60x20x29	170	SOOE 6020L	678
72x20x29	195	SOOE 7220L	727

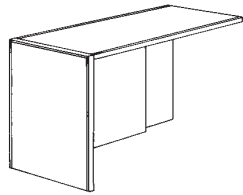
30x24x29	125	SOOE 3024L	581
36x24x29	135	SOOE 3624L	593
42x24x29	150	SOOE 4224L	631
48x24x29	160	SOOE 4824L	646
60x24x29	185	SOOE 6024L	699
72x24x29	210	SOOE 7224L	751



OPEN RETURNS — RIGHT HAND

30x24x29	115	SOOE 3020R	571
36x20x29	120	SOOE 3620R	578
42x20x29	140	SOOE 4220R	613
48x20x29	145	SOOE 4820R	628
60x20x29	170	SOOE 6020R	678
72x20x29	195	SOOE 7220R	727

30x24x29	125	SOOE 3024R	581
36x24x29	135	SOOE 3624R	593
42x24x29	150	SOOE 4224R	631
48x24x29	160	SOOE 4824R	646
60x24x29	185	SOOE 6024R	699
72x24x29	210	SOOE 7224R	751



RETURNS WITH STATIONERY CABINET — LEFT HAND

36x20x29	170	SSOE 3620L	813
42x20x29	190	SSOE 4220L	853
48x20x29	195	SSOE 4820L	863
60x20x29	220	SSOE 6020L	913
72x20x29	245	SSOE 7220L	962

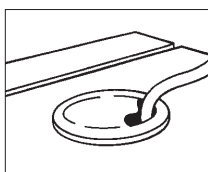
• 4 adjustable shelves

36x24x29	185	SSOE 3624L	829
42x24x29	200	SSOE 4224L	871
48x24x29	210	SSOE 4824L	881
60x24x29	235	SSOE 6024L	934
72x24x29	260	SSOE 7224L	986

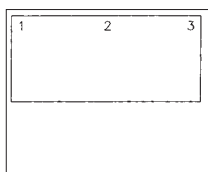
Special Widths and Depths:

For in-between widths, specify letter code of desired model followed by SPECIAL (i.e., SOOS-SPECIAL) and indicated desired size — add 10% to price of next largest standard size. For in-between or custom depths, consult factory for availability, specification and pricing information.

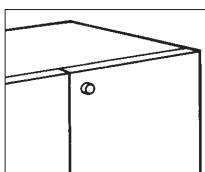
OPTIONS



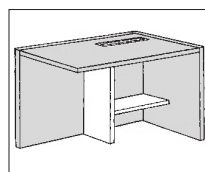
Grommet FIGROM(x) — \$32 indicate location



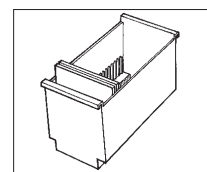
Grommet Locator



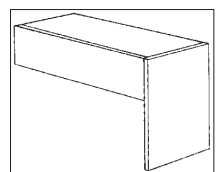
Door Lock C-LOCK — \$27



Printer Kit: 12" Side Panel, 24"x12" Shelf, Paper Slot P-KIT — \$165



File Drawer Media Bin holds 24 CD-ROM or 56 3½" Floppy Disks MB — \$25

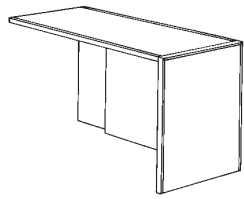


Short Back Panel — 8" h 8HI — \$32

WOODSTOCK

Size (WDH)	Weight	Model No.	Price	Features
------------	--------	-----------	-------	----------

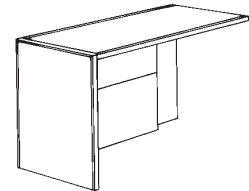
EXECUTIVE RETURNS



RETURNS WITH STATIONERY CABINET—RIGHT HAND

36x20x29	170	SSOE 3620R	813	• 4 adjustable shelves
42x20x29	190	SSOE 4220R	853	
48x20x29	195	SSOE 4820R	863	
60x20x29	220	SSOE 6020R	913	
72x20x29	245	SSOE 7220R	962	

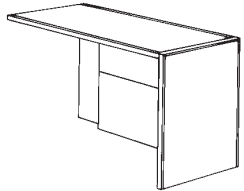
36x24x29	185	SSOE 3624R	829
42x24x29	200	SSOE 4224R	871
48x24x29	210	SSOE 4824R	881
60x24x29	235	SSOE 6024R	934
72x24x29	260	SSOE 7224R	986



RETURNS WITH BOX, FILE PEDESTALS—LEFT HAND

36x20x29	180	SFOE 3620L	905
42x20x29	200	SFOE 4220L	945
48x20x29	205	SFOE 4820L	955
60x20x29	230	SFOE 6020L	1005
72x20x29	255	SFOE 7220L	1054

36x24x29	205	SFOE 3624L	920
42x24x29	220	SFOE 4224L	963
48x24x29	230	SFOE 4824L	973
60x24x29	255	SFOE 6024L	1026
72x24x29	280	SFOE 7224L	1078



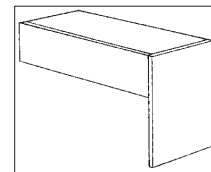
RETURNS WITH BOX, FILE PEDESTALS—RIGHT HAND

36x20x29	180	SFOE 3620R	905
42x20x29	200	SFOE 4220R	945
48x20x29	205	SFOE 4820R	955
60x20x29	230	SFOE 6020R	1005
72x20x29	255	SFOE 7220R	1054

36x24x29	205	SFOE 3624R	920
42x24x29	220	SFOE 4224R	963
48x24x29	230	SFOE 4824R	973
60x24x29	255	SFOE 6024R	1026
72x24x29	280	SFOE 7224R	1078

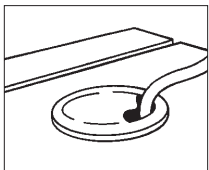
Special Widths and Depths:

For in-between widths, specify letter code of desired model followed by SPECIAL (i.e., SOOS-SPECIAL) and indicated desired size — add 10% to price of next largest standard size. For in-between or custom depths, consult factory for availability, specification and pricing information.

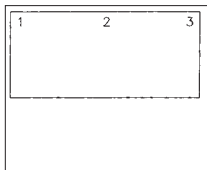


Short Back Panel — 8" h
8HI — \$20

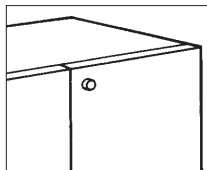
OPTIONS



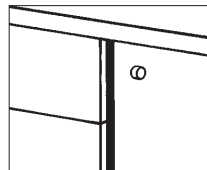
Grommet
FIGROM(x) — \$32
indicate location



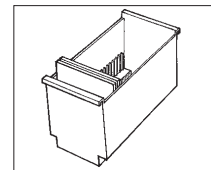
Grommet Locator



Door Lock
C-LOCK — \$27



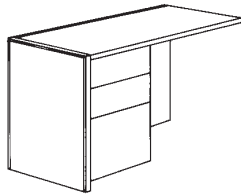
Pedestal Lock
D-LOCK — \$36



File Drawer Media Bin
holds 24 CD-ROM or
56 3½" Floppy Disks
MB — \$25

Size (WDH) Weight Model No. Price Features

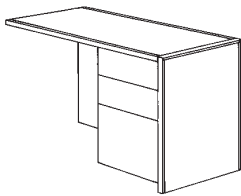
EXECUTIVE RETURNS



RETURNS WITH BOX, BOX, FILE PEDESTAL—LEFT HAND

36x20x29	205	SBBE 3620L	970
42x20x29	225	SBBE 4220L	1010
48x20x29	230	SBBE 4820L	1020
60x20x29	255	SBBE 6020L	1070
72x20x29	280	SBBE 7220L	1119

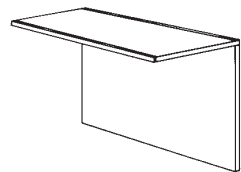
36x24x29	230	SBBE 3624L	985
42x24x29	245	SBBE 4224L	1028
48x24x29	255	SBBE 4824L	1038
60x24x29	280	SBBE 6024L	1091
72x24x29	305	SBBE 7224L	1143



RETURNS WITH BOX, BOX, FILE PEDESTAL—RIGHT HAND

36x20x29	205	SBBE 3620R	970
42x20x29	225	SBBE 4220R	1010
48x20x29	230	SBBE 4820R	1020
60x20x29	255	SBBE 6020R	1070
72x20x29	280	SBBE 7220R	1119

36x24x29	230	SBBE 3624R	985
42x24x29	245	SBBE 4224R	1028
48x24x29	255	SBBE 4824R	1038
60x24x29	280	SBBE 6024R	1091
72x24x29	305	SBBE 7224R	1143



OPEN BRIDGE RETURNS (UNHANDED)

36x20x29	100	SBRE 3620	376
42x20x29	115	SBRE 4220	417
48x20x29	125	SBRE 4820	427
54x20x29	140	SBRE 5420	478
60x20x29	150	SBRE 6020	588
72x20x29	170	SBRE 7220	643

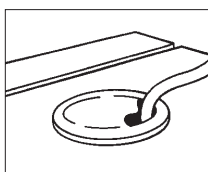
• Units 60" or wider have half-panel support

36x24x29	110	SBRE 3624	381
42x24x29	125	SBRE 4224	423
48x24x29	140	SBRE 4824	433
54x24x29	155	SBRE 5424	485
60x24x29	165	SBRE 6024	595
72x24x29	180	SBRE 7224	651

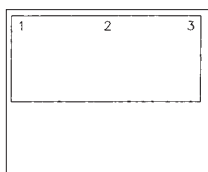
• Units 60" or wider have half-panel support

Special Widths and Depths:
For in-between widths, specify letter code of desired model followed by SPECIAL (i.e., SOOS-SPECIAL) and indicated desired size — add 10% to price of next largest standard size. For in-between or custom depths, consult factory for availability, specification and pricing information.

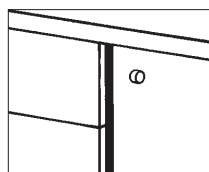
OPTIONS



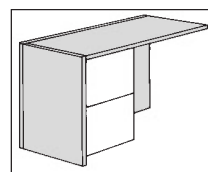
Grommet FIGROM(x) — \$32 indicate location



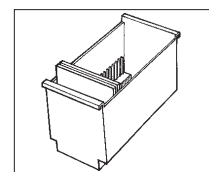
Grommet Locator



Pedestal Lock D-LOCK — \$36



File/file Pedestal specify SBBE-FF



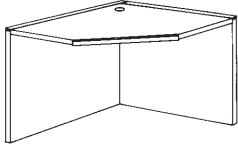
File Drawer Media Bin holds 24 CD-ROM or 56 3½" Floppy Disks MB — \$25

Size (WDH) Weight Model No. Price Features

EXECUTIVE RETURNS

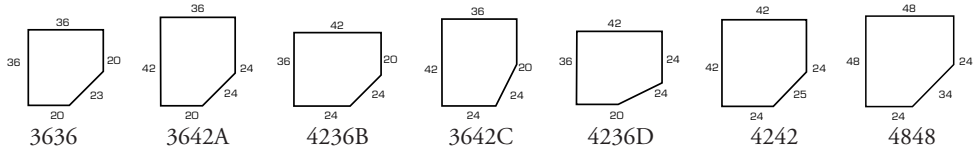
EXECUTIVE HEIGHT CORNER EXTENSIONS

Note: Open extensions are not freestanding. They may be used between two other components or they may be attached to a single other component if a panel end is added to the open end. A panel end will add 1¼" to the size of the unit. Support panels should be added where corner extensions abut open or bridge returns or pedestal returns wider than 48".



36x36x29	165	SCRE 3636	580
36x42x29	185	SCRE 3642A	625
42x36x29	185	SCRE 4236B	625
36x42x29	185	SCRE 3642C	625
42x36x29	185	SCRE 4236D	625
42x42x29	200	SCRE 4242	670
48x48x29	240	SCRE 4848	705

• *Corner grommet is standard*



LEGS



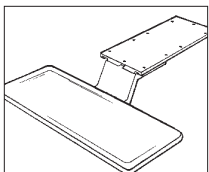
20x1¼x29	40	SLEG 2029	205
24x1¼x29	45	SLEG 2429	220
30x1¼x29	50	SLEG 3029	246
36x1¼x29	55	SLEG 3629	261

SUPPORT PANELS

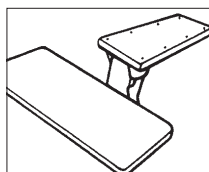


12x1¼x27¾	15	SSP 1227	120
15x1¼x27¾	20	SSP 1527	130

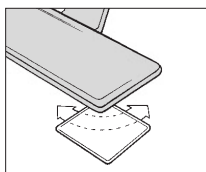
OPTIONS



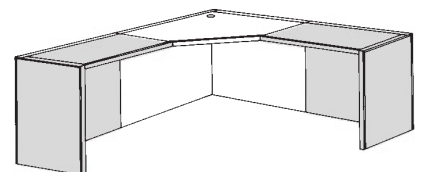
Slide-out Keyboard with Center Mount Slide and Molded Tray
ZOK — \$150



Articulating Keyboard with Molded Tray
ART-M — \$250



Mouse Pad Extension mounts to ZOK or ART-M MPE — \$135

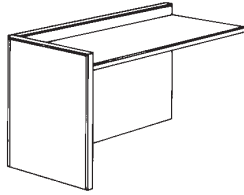


Size (WDH) Weight Model No. Price Features

SECRETARIAL RETURNS

Worksurface height 26" AFF, 3" h gallery rail.

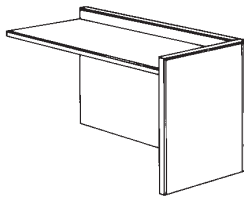
OPEN RETURNS—LEFT HAND



30x20x29	115	SOOS 3020L	571
36x20x29	120	SOOS 3620L	578
42x20x29	140	SOOS 4220L	613
48x20x29	145	SOOS 4820L	628
60x20x29	170	SOOS 6020L	678
72x20x29	195	SOOS 7220L	727

30x24x29	125	SOOS 3024L	581
36x24x29	135	SOOS 3624L	593
42x24x29	150	SOOS 4224L	631
48x24x29	160	SOOS 4824L	646
60x24x29	185	SOOS 6024L	699
72x24x29	210	SOOS 7224L	751

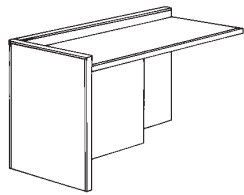
OPEN RETURNS—RIGHT HAND



30x20x29	115	SOOS 3020R	571
36x20x29	120	SOOS 3620R	578
42x20x29	140	SOOS 4220R	613
48x20x29	145	SOOS 4820R	628
60x20x29	170	SOOS 6020R	678
72x20x29	195	SOOS 7220R	727

30x24x29	125	SOOS 3024R	581
36x24x29	135	SOOS 3624R	593
42x24x29	150	SOOS 4224R	631
48x24x29	160	SOOS 4824R	646
60x24x29	185	SOOS 6024R	699
72x24x29	210	SOOS 7224R	751

RETURNS WITH STATIONERY CABINET—LEFT HAND



36x20x29	170	SSOS 3620L	813
42x20x29	190	SSOS 4220L	853
48x20x29	195	SSOS 4820L	863
60x20x29	220	SSOS 6020L	913
72x20x29	245	SSOS 7220L	962

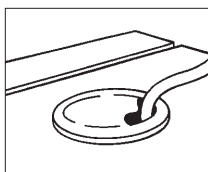
• 4 adjustable shelves

36x24x29	185	SSOS 3624L	829
42x24x29	200	SSOS 4224L	871
48x24x29	210	SSOS 4824L	881
60x24x29	235	SSOS 6024L	934
72x24x29	260	SSOS 7224L	986

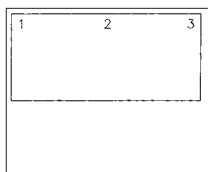
Special Widths and Depths:

For in-between widths, specify letter code of desired model followed by SPECIAL (i.e., SOOS-SPECIAL) and indicated desired size — add 10% to price of next largest standard size. For in-between or custom depths, consult factory for availability, specification and pricing information.

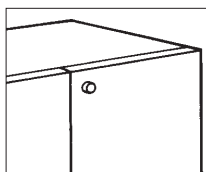
OPTIONS



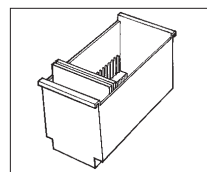
Grommet FIGROM(x) — \$32 indicate location



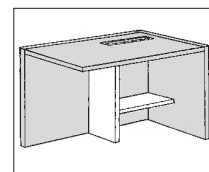
Grommet Locator



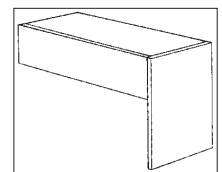
Door Lock C-LOCK — \$27



File Drawer Media Bin holds 24 CD-ROM or 56 3½" Floppy Disks MB — \$25



Printer Kit: 12" Side Panel, 24"x12" Shelf, Paper Slot P-KIT — \$165

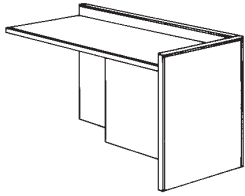


Short Back Panel — 8" h 8HI — \$20

WOODSTOCK

Size (WDH) Weight Model No. Price Features

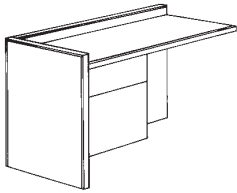
SECRETARIAL RETURNS



RETURNS WITH STATIONERY CABINET—RIGHT HAND

36x20x29	170	SSOS 3620R	813	• 4 adjustable shelves
42x20x29	190	SSOS 4220R	853	
48x20x29	195	SSOS 4820R	863	
60x20x29	220	SSOS 6020R	913	
72x20x29	245	SSOS 7220R	962	

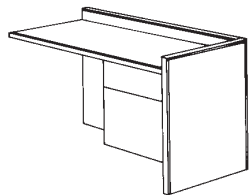
36x24x29	185	SSOS 3624R	829
42x24x29	200	SSOS 4224R	871
48x24x29	210	SSOS 4824R	881
60x24x29	235	SSOS 6024R	934
72x24x29	260	SSOS 7224R	986



RETURNS WITH BOX, FILE PEDESTALS—LEFT HAND

36x20x29	180	SFOS 3620L	905
42x20x29	200	SFOS 4220L	945
48x20x29	205	SFOS 4820L	955
60x20x29	230	SFOS 6020L	1005
72x20x29	255	SFOS 7220L	1054

36x24x29	205	SFOS 3624L	920
42x24x29	220	SFOS 4224L	963
48x24x29	230	SFOS 4824L	973
60x24x29	255	SFOS 6024L	1026
72x24x29	280	SFOS 7224L	1078

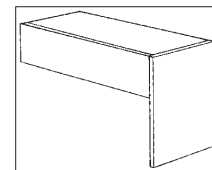


RETURNS WITH BOX, FILE PEDESTALS—RIGHT HAND

36x20x29	180	SFOS 3620R	905
42x20x29	200	SFOS 4220R	945
48x20x29	205	SFOS 4820R	955
60x20x29	230	SFOS 6020R	1005
72x20x29	255	SFOS 7220R	1054

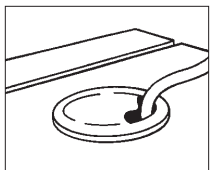
36x24x29	205	SFOS 3624R	920
42x24x29	220	SFOS 4224R	963
48x24x29	230	SFOS 4824R	973
60x24x29	255	SFOS 6024R	1026
72x24x29	280	SFOS 7224R	1078

Special Widths and Depths:
 For in-between widths, specify letter code of desired model followed by SPECIAL (i.e., SOOS-SPECIAL) and indicated desired size — add 10% to price of next largest standard size. For in-between or custom depths, consult factory for availability, specification and pricing information.

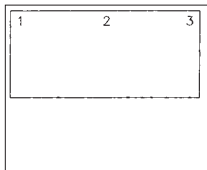


Short Back Panel — 8" h
 8HI — \$20

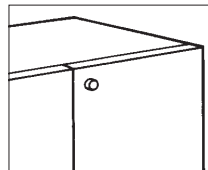
OPTIONS



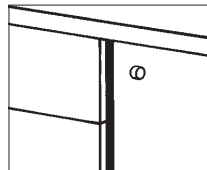
Grommet
 FIGROM(x) — \$32
 indicate location



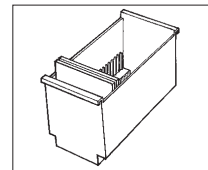
Grommet Locator



Door Lock
 C-LOCK — \$27



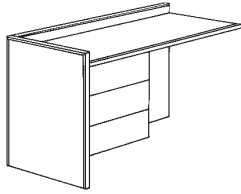
Pedestal Lock
 D-LOCK — \$36



File Drawer Media Bin
 holds 24 CD-ROM or
 56 3½" Floppy Disks
 MB — \$25

Size (WDH) Weight Model No. Price Features

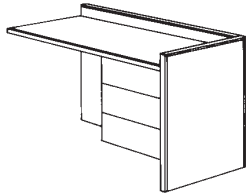
SECRETARIAL RETURNS



RETURNS WITH 3 BOX DRAWERS—LEFT HAND

36x20x29	180	SBOS 3620L	922
42x20x29	200	SBOS 4220L	962
48x20x29	205	SBOS 4820L	972
60x20x29	230	SBOS 6020L	1022
72x20x29	255	SBOS 7220L	1070

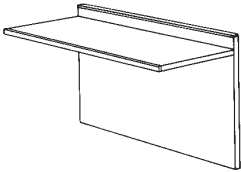
36x24x29	205	SBOS 3624L	937
42x24x29	220	SBOS 4224L	980
48x24x29	230	SBOS 4824L	990
60x24x29	255	SBOS 6024L	1043
72x24x29	280	SBOS 7224L	1094



RETURNS WITH 3 BOX DRAWERS—RIGHT HAND

36x20x29	180	SBOS 3620R	922
42x20x29	200	SBOS 4220R	962
48x20x29	205	SBOS 4820R	972
60x20x29	230	SBOS 6020R	1022
72x20x29	255	SBOS 7220R	1070

36x24x29	205	SBOS 3624R	937
42x24x29	220	SBOS 4224R	980
48x24x29	230	SBOS 4824R	990
60x24x29	255	SBOS 6024R	1043
72x24x29	280	SBOS 7224R	1094



OPEN BRIDGE RETURNS (UNHANDED)

36x20x29	100	SBRS 3620	376
42x20x29	115	SBRS 4220	417
48x20x29	125	SBRS 4820	427
54x20x29	140	SBRS 5420	478
60x20x29	150	SBRS 6020	588
72x20x29	170	SBRS 7220	643

• Units 60" or wider have half-panel support

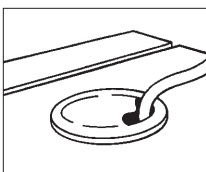
36x24x29	110	SBRS 3624	381
42x24x29	125	SBRS 4224	423
48x24x29	140	SBRS 4824	433
54x24x29	155	SBRS 5424	485
60x24x29	165	SBRS 6024	595
72x24x29	180	SBRS 7224	651

• Units 60" or wider have half-panel support

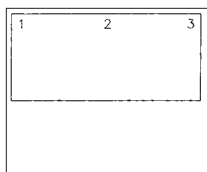
Special Widths and Depths:

For in-between widths, specify letter code of desired model followed by SPECIAL (i.e., SOOS-SPECIAL) and indicated desired size — add 10% to price of next largest standard size. For in-between or custom depths, consult factory for availability, specification and pricing information.

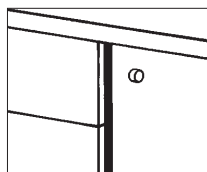
OPTIONS



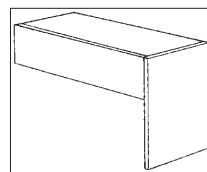
Grommet FIGROM(x) — \$32 indicate location



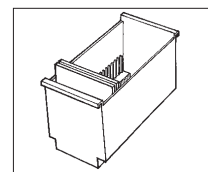
Grommet Locator



Pedestal Lock D-LOCK — \$36



Short Back Panel — 8" h 8HI — \$20



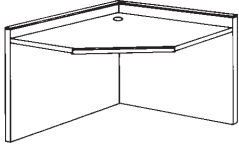
File Drawer Media Bin holds 24 CD-ROM or 56 3½" Floppy Disks MB — \$25

Size (WDH) Weight Model No. Price Features

SECRETARIAL RETURNS

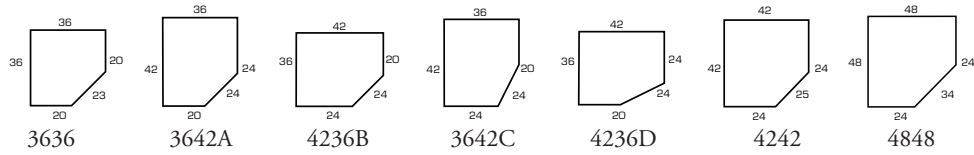
SECRETARIAL HEIGHT CORNER EXTENSIONS

Note: Open extensions are not freestanding. They may be used between two other components or they may be attached to a single other component if a panel end is added to the open end. A panel end will add 1¼" to the size of the unit. Support panels should be added where corner extensions abut open or bridge returns or pedestal returns wider than 48".



36x36x29	165	SCRS 3636	580
36x42x29	185	SCRS 3642A	625
42x36x29	185	SCRS 4236B	625
36x42x29	185	SCRS 3642C	625
42x36x29	185	SCRS 4236D	625
42x42x29	200	SCRS 4242	670
48x48x29	240	SCRS 4848	705

• *Corner grommet is standard*



LEGS



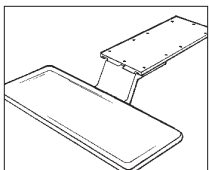
20x1¼x29	40	SLEG 2029	205
24x1¼x29	45	SLEG 2429	220
30x1¼x29	50	SLEG 3029	246
36x1¼x29	55	SLEG 3629	261

SUPPORT PANELS

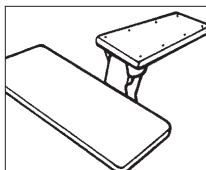


12x1¼x24¾	15	SSP 1224	120
15x1¼x24¾	20	SSP 1524	130

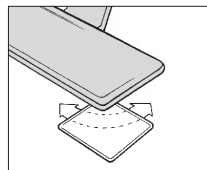
OPTIONS



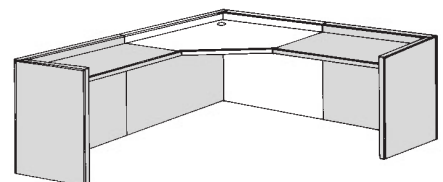
Slide-out Keyboard with Center Mount Slide and Molded Tray
ZOK — \$150



Articulating Keyboard with Molded Tray
ART-M — \$250



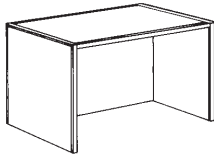
Mouse Pad Extension mounts to ZOK or ART-M MPE — \$135



Size (WDH) Weight Model No. Price Features

COMPUTER TABLE / MACHINE STANDS

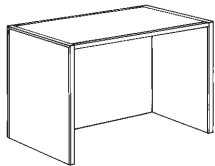
May be used alone or customized with options to meet specific applications (ex: add printer slot and paper shelf to make a printer stand, add casters and slide-out keyboard tray for mobile terminal table, etc.).



MACHINE HEIGHT UNITS

24x24x26	135	SSCT 2424	751	• Full modesty panel inset 1/2" from back
30x24x26	145	SSCT 3024	781	
36x24x26	160	SSCT 3624	796	
42x24x26	170	SSCT 4224	849	
48x24x26	185	SSCT 4824	859	
60x24x26	210	SSCT 6024	921	
72x24x26	230	SSCT 7224	945	

24x30x26	155	SSCT 2430	796	• Full modesty panel inset 6" from back
30x30x26	165	SSCT 3030	828	
36x30x26	180	SSCT 3630	844	
42x30x26	195	SSCT 4230	880	
48x30x26	210	SSCT 4830	895	
60x30x26	240	SSCT 6030	957	
72x30x26	270	SSCT 7230	1003	

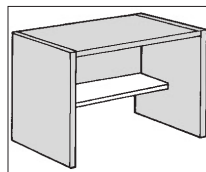


DESK HEIGHT UNITS


24x24x29	140	SSCE 2424	751	• Full modesty panel inset 1/2" from back
30x24x29	150	SSCE 3024	781	
36x24x29	165	SSCE 3624	796	
42x24x29	175	SSCE 4224	849	
48x24x29	190	SSCE 4824	859	
60x24x29	215	SSCE 6024	921	
72x24x29	235	SSCE 7224	945	

24x30x29	160	SSCE 2430	796	• Full modesty panel inset 6" from back
30x30x29	170	SSCE 3030	828	
36x30x29	185	SSCE 3630	844	
42x30x29	200	SSCE 4230	880	
48x30x29	215	SSCE 4830	895	
60x30x29	245	SSCE 6030	957	
72x30x29	275	SSCE 7230	1003	

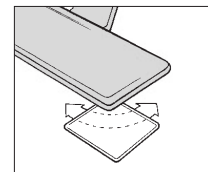
WOODSTOCK



Paper Shelf — 12"d
up to 36"w PSU36 — \$50
over 36"w PSO36 — \$75

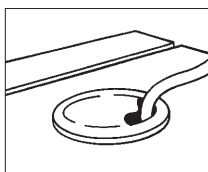


Printer Slot
P-Slot — \$34

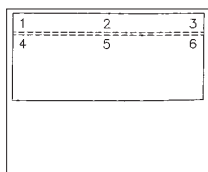


Mouse Pad Extension
mounts to ZOK or
ART-M MPE — \$135

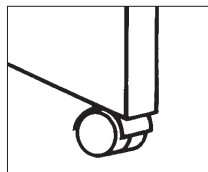
OPTIONS



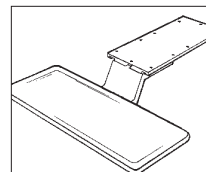
Grommet
FIGROM(x) — \$32
indicate location



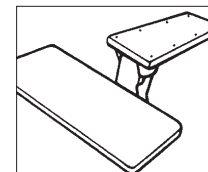
Grommet Locator



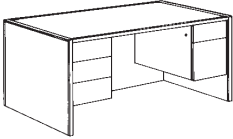
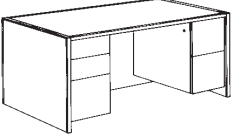
Casters (4)
CAST — \$40



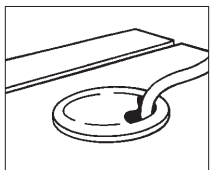
Slide-out Keyboard with
Center Mount Slide and
Molded Tray
ZOK — \$150



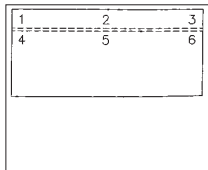
Articulating Keyboard
with Molded Tray
ART-M — \$250

	Size (WDH)	Weight	Model No.	Price	Features
DOUBLE PEDESTAL DESKS					
	60x30x29	360	SDDP 6030	1666	<ul style="list-style-type: none"> • Drop lock on box/file pedestal • 3 box left, box/file right • Full modesty panel recessed 6"
	66x30x29	380	SDDP 6630	1698	
	72x30x29	390	SDDP 7230	1718	
	72x36x29	415	SDDP 7236	1802	
	60x30x29	370	SCDP 6030	1781	<ul style="list-style-type: none"> • Box/box/file left, file/file right • Drop lock on file/file pedestal • Full modesty panel recessed 6"
	66x30x29	380	SCDP 6630	1814	
	72x30x29	395	SCDP 7230	1836	
	72x36x29	420	SCDP 7236	1946	

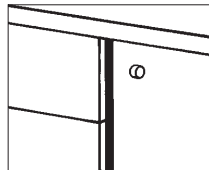
OPTIONS



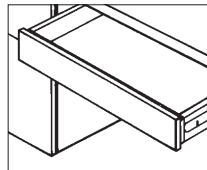
Grommet
FIGROM(x) — \$32
indicate location



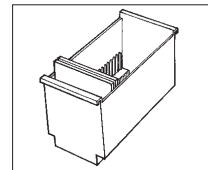
Grommet Locator



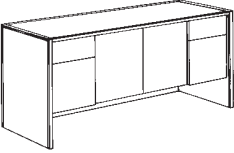
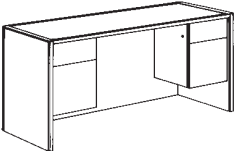
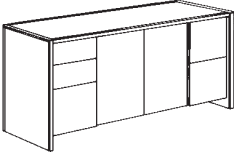
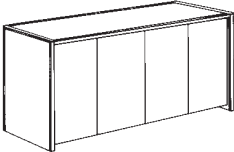

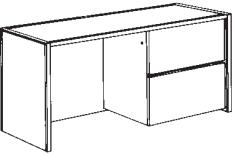
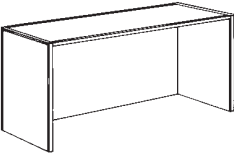
Pedestal Lock
D-LOCK — \$36



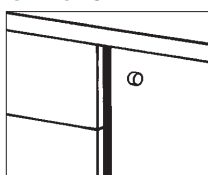
Pencil Drawer
PD — \$85



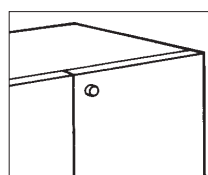
File Drawer Media Bin
holds 24 CD-ROM or
56 3½" Floppy Disks
MB — \$25

	Size (WDH)	Weight	Model No.	Price	Features
C R E D E N Z A S					
	STORAGE CREDENZA				
	60x20x29	300	SDCC 6020	1791	<ul style="list-style-type: none"> • 2 box, 2 file drawers • Two door cabinet with adjustable shelf • Lock on right hand pedestal
	72x20x29	315	SDCC 7220	1877	
	84x20x29	345	SDCC 8420	1954	
	DOUBLE PEDESTAL CREDENZA				
	60x20x29	295	SDOC 6020	1559	<ul style="list-style-type: none"> • 2 box, 2 file drawers • Lock on right hand pedestal
	72x20x29	305	SDOC 7220	1622	
	84x20x29	315	SDOC 8420	1667	
	CUBE STYLE CREDENZA				
	60x20x29	340	SDSC 6020	1953	<ul style="list-style-type: none"> • Box/box/file left, file/file right • Two door cabinet with adjustable shelf • Lock on right hand pedestal
	72x20x29	370	SDSC 7220	2044	
	84x20x29	400	SDSC 8420	2116	
	FOUR DOOR CREDENZAS				
	60x20x29	300	S4DC 6020	1531	<ul style="list-style-type: none"> • Two interior sections • One adjustable shelf per section
	72x20x29	325	S4DC 7220	1628	
	84x20x29	355	S4DC 8420	1725	
	LATERAL FILE CREDENZA				
	60x20x29	350	SLOC 6020L	1455	<ul style="list-style-type: none"> • Two 30" w lateral file drawers with lock • 36" w lateral add \$100
	72x20x29	375	SLOC 7220L	1505	
	84x20x29	400	SLOC 8420L	1562	
	LATERAL FILE CREDENZA				
	60x20x29	350	SLOC 6020R	1455	<ul style="list-style-type: none"> • Two 30" w lateral file drawers with lock • 36" w lateral add \$100
	72x20x29	375	SLOC 7220R	1505	
	84x20x29	400	SLOC 8420R	1562	
	OPEN CREDENZA				
	60x20x29	205	SOOC 6020	861	<ul style="list-style-type: none"> • Add 18" d universal pedestals from page 76 to create custom single or double pedestal credenzas
	72x20x29	225	SOOC 7220	910	
	84x20x29	245	SOOC 8420	960	

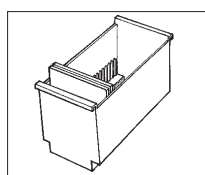
OPTIONS



Pedestal Lock
D-LOCK — \$36



Door Lock
C-LOCK — \$27



File Drawer Media Bin
holds 24 CD-ROM or
56 3½" Floppy Disks
MB — \$25

	Size (WDH)	Weight	Model No.	Price	Features
--	------------	--------	-----------	-------	----------

LATERAL FILES



30x20x29	190	SLFC 3020	1379
36x20x29	210	SLFC 3620	1428
42x20x29	230	SLFC 4220	1511

- Heavy-duty Accuride suspensions
- Face-mounted gang lock specify F-LOCK2 — add \$60




30x20x43	245	SLF3 3020	1716
36x20x43	275	SLF3 3620	1770
42x20x43	305	SLF3 4220	1880

- Anti-tip mechanism allows only one drawer open at a time
- Face-mounted gang lock specify F-LOCK3 — add \$79



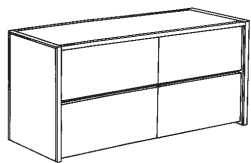
30x20x57	315	SLF4 3020	2037
36x20x57	345	SLF4 3620	2104
42x20x57	375	SLF4 4220	2263

- Anti-tip mechanism allows only one drawer open at a time
- Face-mounted gang lock specify F-LOCK4 — add \$98



30x20x72	385	SLF5 3020	2369
36x20x72	415	SLF5 3620	2451
42x20x72	445	SLF5 4220	2609

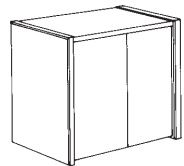
- Four file drawers, flipper door top section
- Anti-tip mechanism allows only one drawer open at a time
- Face-mounted gang lock specify F-LOCK4 — add \$98
- Cam lock for flipper door, C-Lock — add \$27



60x20x29	350	SLFC 6020	1951
72x20x29	370	SLFC 7220	2061

- Face-mounted gang lock(s) specify F-LOCK2 (L or R) — add \$60 per bank (two required to lock all drawers)

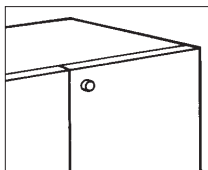
STORAGE CABINETS




30x20x29	180	SSTR 3020	1153
36x20x29	200	SSTR 3620	1183
42x20x29	220	SSTR 4220	1223

- One adjustable shelf
- Touch latch doors
- Interior fully laminated

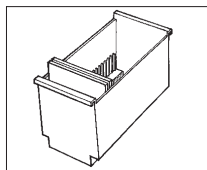
OPTIONS



Door Lock
C-LOCK — \$27



Printer Slot
P-Slot — \$34




File Drawer Media Bin
holds 24 CD-ROM or
56 3½" Floppy Disks
MB — \$25

Size (WDH) Weight Model No. Price Features

PEDESTALS


MOBILE PEDESTALS

All drawer pedestals have fifth caster for stability.




16x18x20½	60	BFM 1618	394
16x22x20½	70	BFM 1622	408
16x28x20½	80	BFM 1628	425

- 1 box, 1 file drawer
- Box drawer includes pencil tray




16x18x27	80	FFM 1618	460
16x22x27	90	FFM 1622	475
16x28x27	100	FFM 1628	514

- 2 file drawers



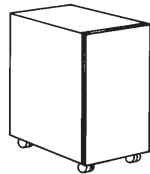
16x18x27	85	BBFM 1618	483
16x22x27	95	BBFM 1622	500
16x28x27	105	BBFM 1628	534

- 2 box, 1 file drawer
- Top box drawer includes pencil tray



16x18x27	90	4BM 1618	508
16x22x27	100	4BM 1622	525
16x28x27	110	4BM 1628	554

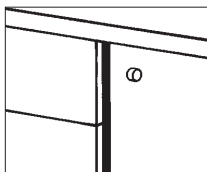
- 4 box drawers
- Top box drawer includes pencil tray



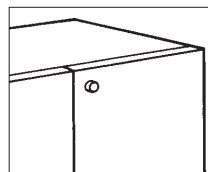
16x18x27	65	5DM 1618	395
16x22x27	75	5DM 1622	402
16x28x27	85	5DM 1628	455

- 1 door cabinet, hinged right
- Specify left hinge, if required
- One adjustable shelf

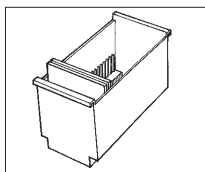
OPTIONS



Pedestal Lock
D-LOCK — \$36



Door Lock
C-LOCK — \$27



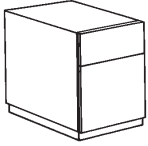
File Drawer Media Bin
holds 24 CD-ROM or
56 3½" Floppy Disks
MB — \$25

Size (WDH) Weight Model No. Price Features

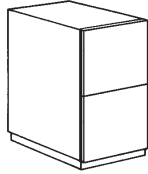
PEDESTALS

UNIVERSAL PEDESTALS

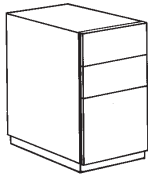
Sized to fit beneath desk height units, stand alone as free-standing units or remove 3" base to retrofit existing units or customize other pieces.




16x18x21	60	BFU 1618	394	• 1 box, 1 file drawer
16x22x21	70	BFU 1622	408	• Box drawer includes pencil tray
16x28x21	80	BFU 1628	425	



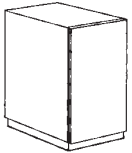
16x18x27½	80	FFU 1618	460	• 2 file drawers
16x22x27½	90	FFU 1622	475	
16x28x27½	100	FFU 1628	514	



16x18x27½	85	BBFU 1618	483	• 2 box, 1 file drawer
16x22x27½	95	BBFU 1622	500	• Top box drawer includes pencil tray
16x28x27½	105	BBFU 1628	534	

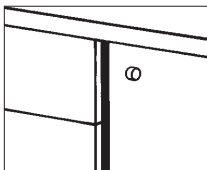


16x18x27½	90	4BU 1618	508	• 4 box drawers
16x22x27½	100	4BU 1622	525	• Top box drawer includes pencil tray
16x28x27½	110	4BU 1628	554	

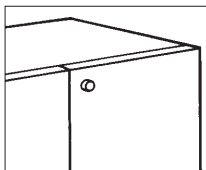


16x18x27½	65	5DU 1618	395	• 1 door cabinet, hinged right
16x22x27½	75	5DU 1622	402	• Specify left hinge, if required
16x28x27½	85	5DU 1628	455	• One adjustable shelf

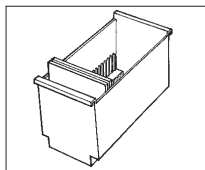
OPTIONS



Pedestal Lock
D-LOCK — \$36



Door Lock
C-LOCK — \$27



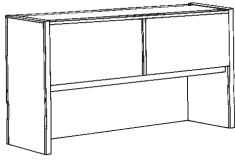
File Drawer Media Bin
holds 24 CD-ROM or
56 3½" Floppy Disks
MB — \$25

Size (WDH) Weight Model No. Price Features

OVERSTORAGE COMPONENTS – WORKSURFACE MOUNTED

Attach to lower units with pass-thru clip/shoulder screw Mod-eze clip system. Metal-to-metal connection assures stability and ease of alignment.

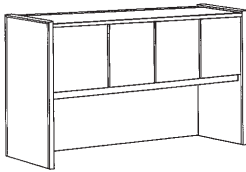
FLIPPER DOOR UNITS



36x17x36	190	SFDU 3636	1102
48x17x36	215	SFDU 4836	1146
60x17x36	260	SFDU 6036	1444
66x17x36	280	SFDU 6636	1477
72x17x36	300	SFDU 7236	1499
78x17x36	325	SFDU 7836	1530
84x17x36	345	SFDU 8436	1555

- 36" and 48" w units have one door, others have two
- Doors slide beneath top for safety and utility
- Accepts 21" tackable acoustically treated panel
- 18" clearance beneath valance

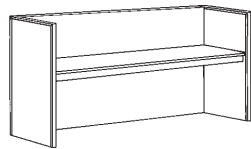
HINGED DOOR UNITS



36x17x36	190	SHDU 3636	1137
48x17x36	215	SHDU 4836	1181
60x17x36	260	SHDU 6036	1394
66x17x36	280	SHDU 6636	1427
72x17x36	300	SHDU 7236	1449
78x17x36	325	SHDU 7836	1500
84x17x36	345	SHDU 8436	1550

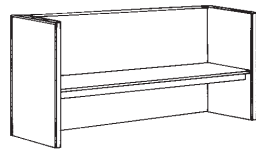
- 36" and 48" w units have three doors, others have four
- Accepts 21" tackable acoustically treated panel
- 18" clearance beneath valance

OPEN SHELF UNITS



36x17x30	150	SSHU 3630	738
48x17x30	170	SSHU 4830	782
60x17x30	185	SSHU 6030	826
66x17x30	205	SSHU 6630	848
72x17x30	220	SSHU 7230	870
78x17x30	240	SSHU 7830	900
84x17x30	255	SSHU 8430	925

- Accepts 21" tackable acoustically treated panel
- 18" clearance beneath valance



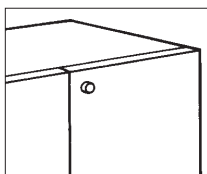
36x17x36	160	SSHU 3636	765
48x17x36	180	SSHU 4836	809
60x17x36	205	SSHU 6036	853
66x17x36	225	SSHU 6636	875
72x17x36	245	SSHU 7236	897
78x17x36	265	SSHU 7836	927
84x17x36	285	SSHU 8436	952

- Accepts 21" tackable acoustically treated panel
- 18" clearance beneath valance

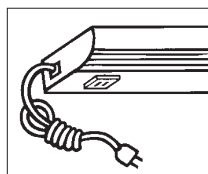
See page 78 for tackable panels.

WOODSTOCK

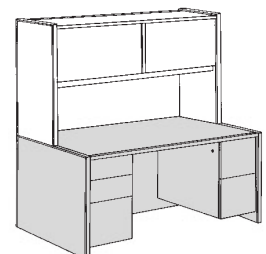
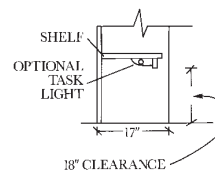
OPTIONS



Door Lock
C-LOCK — \$27



Task Light
LITE0024 24" w — \$140
LITE0048 48" w — \$165



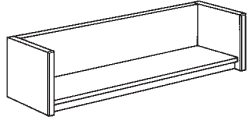
Size (WDH) Weight Model No. Price Features

OVERSTORAGE UNITS – WALLMOUNT

All units have recessed back with concealed wood cleat wall mount strip.

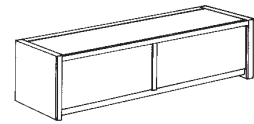
Note: Wall conditions encountered in field vary greatly. The installer should verify that wall conditions and hardware utilized are sufficient to carry weight of loaded cabinet.

All units have 2½" h fascia strip to conceal optional task light.



BUCKET SHELF UNITS WITH WOODSTOCK TRIM

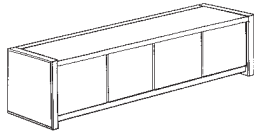
36x17x16	50	SWMO 3617	593
42x17x16	55	SWMO 4217	615
48x17x16	60	SWMO 4817	630
60x17x16	70	SWMO 6017	660
66x17x16	75	SWMO 6617	680
72x17x16	80	SWMO 7217	695



FLIPPER DOOR UNITS WITH WOODSTOCK TRIM

36x17x16	60	SWFD 3617	930
42x17x16	65	SWFD 4217	945
48x17x16	70	SWFD 4817	965
60x17x16	80	SWFD 6017	1250
66x17x16	85	SWFD 6617	1280
72x17x16	90	SWFD 7217	1310

• 36", 42", 48" w units have one door, others have two



HINGE DOOR UNITS WITH WOODSTOCK TRIM

36x17x16	60	SWHD 3617	965
42x17x16	65	SWHD 4217	980
48x17x16	70	SWHD 4817	1000
60x17x16	80	SWHD 6017	1200
66x17x16	85	SWHD 6617	1230
72x17x16	90	SWHD 7217	1260

• 36", 42", 48" w units have three doors, others have four

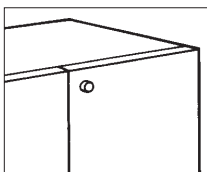
TACKABLE PANELS



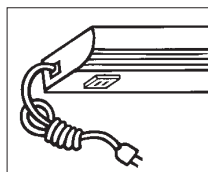
33½ x 3¼ x 21	5	TACK 3421	129
45½ x 3¼ x 21	5	TACK 4621	160
57½ x 3¼ x 21	10	TACK 5821	182
63½ x 3¼ x 21	10	TACK 6421	188
69½ x 3¼ x 21	15	TACK 7021	193
75½ x 3¼ x 21	15	TACK 7621	199
81½ x 3¼ x 21	15	TACK 8221	209

• Use with overstorage units for tackability, acoustical effect
• Available in Guilford 701 Series, Pattern 2100

OPTIONS



Door Lock
C-LOCK — \$27



Task Light
LITE0024 24" w — \$140
LITE0048 48" w — \$165

Size (WDH) Weight Model No. Price COM*

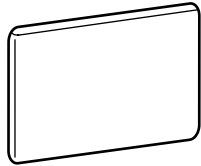
S C R E E N S

Screens may be combined with any of the modular casegood items in the Woodstock Series to provide visual and acoustical privacy. Screens mount easily into end panels and worksurfaces with a heavy duty steel post mechanism. They may be readily removed to provide conferencing capabilities. Pricing is based on Guilford 701 Series fabrics, Pattern 2100. *Note:* For in-between sizes, use next largest size for pricing.



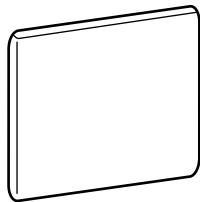
15" HIGH SCREENS

20x1¼x15	9	SCRN 2015	212	½ yd
24x1¼x15	10	SCRN 2415	223	½ yd
30x1¼x15	13	SCRN 3015	238	½ yd
36x1¼x15	15	SCRN 3615	262	1 yd
42x1¼x15	18	SCRN 4215	273	1 yd
48x1¼x15	20	SCRN 4815	286	1 yd
54x1¼x15	23	SCRN 5415	298	1 yd
60x1¼x15	25	SCRN 6015	319	1 yd
66x1¼x15	28	SCRN 6615	336	2 yd
72x1¼x15	30	SCRN 7215	348	2¼ yd



22" HIGH SCREENS

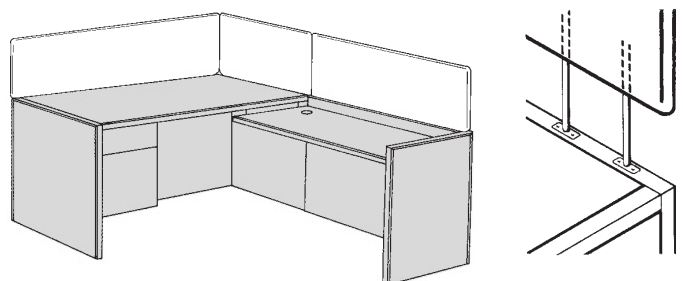
20x1¼x22	13	SCRN 2022	237	¾ yd
24x1¼x22	15	SCRN 2422	251	¾ yd
30x1¼x22	19	SCRN 3022	263	¾ yd
36x1¼x22	22	SCRN 3622	298	1½ yd
42x1¼x22	26	SCRN 4222	323	1½ yd
48x1¼x22	30	SCRN 4822	348	1½ yd
54x1¼x22	33	SCRN 5422	362	1½ yd
60x1¼x22	37	SCRN 6022	373	1½ yd
66x1¼x22	41	SCRN 6622	423	2 yd
72x1¼x22	44	SCRN 7222	449	2¼ yd



36" HIGH SCREENS

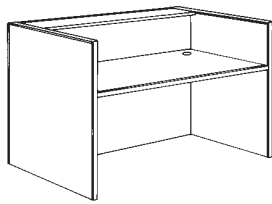
20x1¼x36	20	SCRN 2036	311	1¼ yd
24x1¼x36	24	SCRN 2436	323	1¼ yd
30x1¼x36	30	SCRN 3036	348	1¼ yd
36x1¼x36	36	SCRN 3636	373	2¼ yd
42x1¼x36	42	SCRN 4236	423	2¼ yd
48x1¼x36	48	SCRN 4836	485	2¼ yd
54x1¼x36	54	SCRN 5436	497	2¼ yd
60x1¼x36	60	SCRN 6036	522	2¼ yd
66x1¼x36	66	SCRN 6636	572	4¼ yd
72x1¼x36	72	SCRN 7236	609	4½ yd

*COM yardage based on 66" w, non-directional fabric. COM material must be approved by HLF before an order can be accepted. All COM material must be shipped to HLF prepaid.



Size (WDH) Weight Model No. Price Features

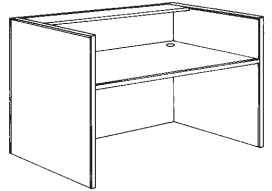
RECEPTION STATIONS



DESK SHELLS WITH 6" RECESSED FACE PANEL

60x30x42	265	SRED 6030	1445
66x30x42	295	SRED 6630	1475
72x30x42	325	SRED 7230	1495
72x36x42	365	SRED 7236	1555

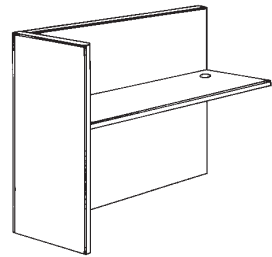
- 10" d transaction ledge
- 29" AFF worksurface
- Grommet each side
- Unhanded — accepts left or right return
- 30" d units accept 22" d pedestals — see p. 76
- 36" d units accept 28" d pedestals — see p. 76



DESK SHELLS WITH 1/4" RECESSED FACE PANEL

60x30x42	285	SFED 6030	1495
66x30x42	315	SFED 6630	1525
72x30x42	345	SFED 7230	1550
72x36x42	385	SFED 7236	1625

- 10" d transaction ledge
- 29" AFF worksurface
- Grommet each side
- Unhanded — accepts left or right return
- Accept 28" d pedestals — see p. 76



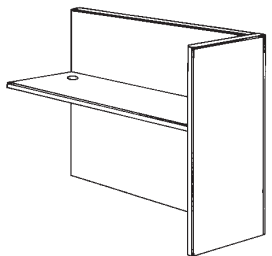
RETURNS — LEFT HAND

36x20x42	150	SROL 3620	916
42x20x42	160	SROL 4220	958
48x20x42	170	SROL 4820	973
60x20x42	200	SROL 6020	1030

- 29" AFF worksurface
- Grommet
- Accepts 18" d pedestal — see p. 76

36x24x42	160	SROL 3624	946
42x24x42	170	SROL 4224	988
48x24x42	180	SROL 4824	1003
60x24x42	210	SROL 6024	1065

- Accepts 22" d pedestal — see p. 76



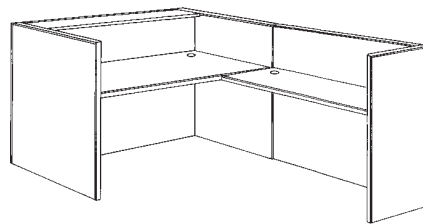
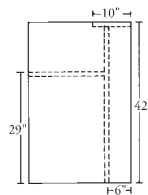
RETURNS — RIGHT HAND

36x20x42	150	SROR 3620	916
42x20x42	160	SROR 4220	958
48x20x42	170	SROR 4820	973
60x20x42	200	SROR 6020	1030

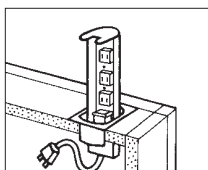
- 29" AFF worksurface
- Grommet
- Accepts 18" d pedestal — see p. 76

36x24x42	160	SROR 3624	946
42x24x42	170	SROR 4224	988
48x24x42	180	SROR 4824	1003
60x24x42	210	SROR 6024	1065

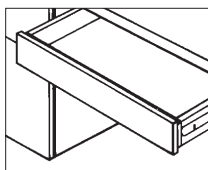
- Accepts 22" d pedestal — see p. 76



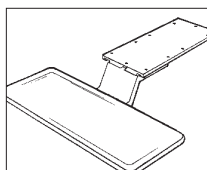
OPTIONS



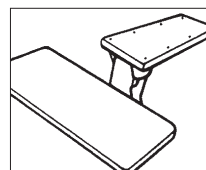
Electrified Grommet
RPCGROM — \$185



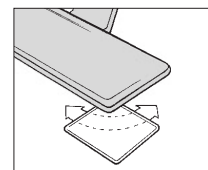
Pencil Drawer
PD — \$85



Slide-out Keyboard with
Center Mount Slide and
Molded Tray
ZOK — \$150



Articulating Keyboard
with Molded Tray
ART-M — \$250



Mouse Pad Extension
mounts to ZOK or
ART-M MPE — \$135

RECEPTION DESKS:

GENERAL SERIES FEATURES

- All top surfaces and end panels are high pressure plastic laminate over 1½" thick 45 lb. density industrial grade particle board.
- Vertical surfaces are high pressure plastic laminate over 1½" or 5⁄8" industrial grade particle board on flat areas or over 1⁄8" birch, luaun or hardboard supported by wood-strut framing on rounded areas.
- Leveling glides are supplied on all units.

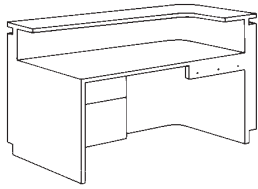
Note: Because of their size and configuration multiple piece reception stations are hand-fitted. As such, dimensions vary slightly from piece to piece and adding or changing pieces later may result in some irregularities.

TABLE OF CONTENTS

ITEM	PAGE
Curved reception desk with railing.....	82
Half circle reception desk.....	83
Half circle reception desk with railing.....	84
Half circle reception desk with stepped rail.....	85
Reception return pedestals.....	86
Radius hi-profile reception desk.....	87
Hi-profile reception desk.....	88

Size (WDH)	Weight	Model No.	Price	Features
------------	--------	-----------	-------	----------

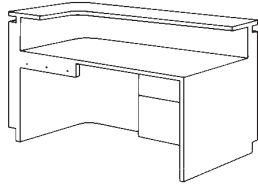
CURVED RECEPTION DESK WITH RAILING



RIGHT RETURN DESK

72x30x36	300	200R 7236	4150
72x30x42	350	200R 7242	4580
84x30x36	350	200R 8436	4430
84x30x42	400	200R 8442	4850
96x30x36	400	200R 9636	4720
96x30x42	450	200R 9642	5130

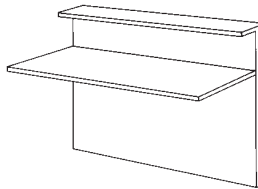
- Accepts right hand return
- 1 box, 1 file drawer
- Drop lock included
- *Reveal and base may be finished in bright or brushed chrome or brass or plastic laminate*



LEFT RETURN DESK

72x30x36	300	200L 7236	4150
72x30x42	350	200L 7242	4580
84x30x36	350	200L 8436	4430
84x30x42	400	200L 8442	4850
96x30x36	400	200L 9636	4720
96x30x42	450	200L 9642	5130

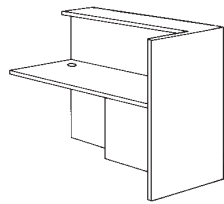
- Accepts left hand return
- 1 box, 1 file drawer
- Drop lock included
- *Reveal and base may be finished in bright or brushed chrome or brass or plastic laminate*



CENTER EXTENSION—NOT FREE-STANDING

36x30x36	125	200C 3636	920
48x30x36	140	200C 4836	1120
60x30x36	170	200C 6036	1300
36x30x42	135	200C 3642	1030
48x30x42	155	200C 4842	1230
60x30x42	190	200C 6042	1450

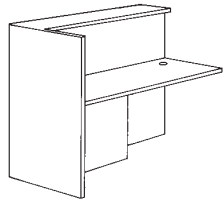
- Unhanded
- *Reveal and base may be finished in bright or brushed chrome or brass or plastic laminate*
- *Worksurface 29" AFF*



RIGHT HAND RETURN

42x30x36	145	201R 4236	1400
48x30x36	160	201R 4836	1495
60x30x36	190	201R 6036	1580
42x30x42	155	201R 4242	1525
48x30x42	175	201R 4842	1620
60x30x42	210	201R 6042	1820

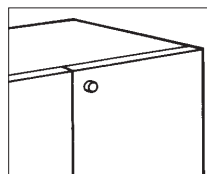
- Stationery cabinet with shelves
- *Worksurface 29" AFF*
- Grommet



LEFT HAND RETURN

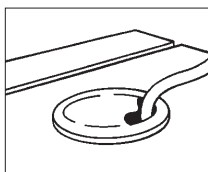
42x30x36	145	201L 4236	1400
48x30x36	160	201L 4836	1495
60x30x36	190	201L 6036	1580
42x30x42	155	201L 4242	1525
48x30x42	175	201L 4842	1620
60x30x42	210	201L 6042	1820

- Stationery cabinet with shelves
- *Worksurface 29" AFF*
- Grommet

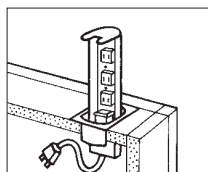


Door Lock
C-LOCK — \$27

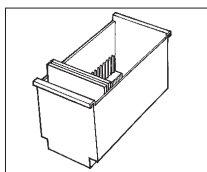
OPTIONS



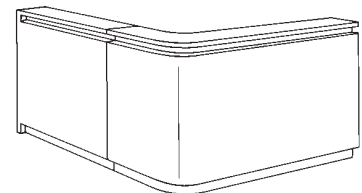
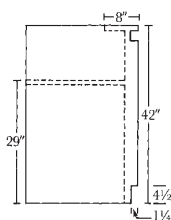
Grommet
FIGROM(x) — \$32
indicate location



Electrified Grommet
RPCGROM — \$185

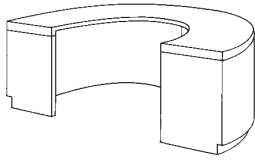


File Drawer Media Bin
holds 24 CD-ROM or
56 3½" Floppy Disks
MB — \$25



Size (WDH)	Weight	Model No.	Price	Features
------------	--------	-----------	-------	----------

HALF CIRCLE RECEPTION DESK

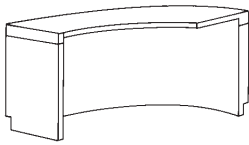


HALF CIRCLE DESK

96x48x29	350	400C 9648	3940
----------	-----	-----------	-------------

- 48" outside radius
- 24" inside radius
- Chrome, brass or black accents and kick, specify
- Ships KD (3 pieces)

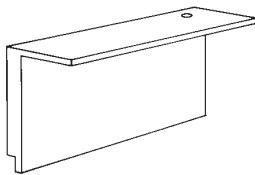
QUARTER CIRCLE EXTENSION



48x48x29	175	410L 4848	2150
48x48x29	175	410R 4848	2150
48x48x29	175	410U 4848	2150

- 410L indicates left extension (as pictured)
- 410R indicates right extension
- 410U indicates unhandled extension (no end panel)
- 48" outside radius
- 24" inside radius
- Chrome, brass or black accents and kick, specify
- Ships KD (2 pieces)

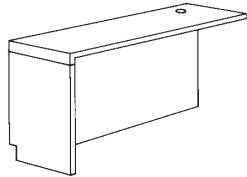
CENTER EXTENSION — NOT FREE STANDING



36x24x29	90	400B 3624	1020
42x24x29	100	400B 4224	1040
48x24x29	110	400B 4824	1090
60x24x29	130	400B 6024	1150
72x24x29	150	400B 7224	1200

- Worksurface 29" AFF
- Ships set-up
- One grommet standard

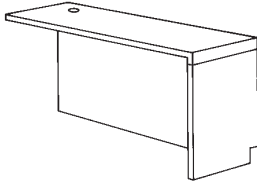
LEFT HAND RETURN



42x24x29	100	401L 4224	1150
48x24x29	115	401L 4824	1200
60x24x29	140	401L 6024	1250

- Worksurface 29" AFF
- Ships set-up
- One grommet standard

RIGHT HAND RETURN

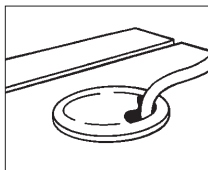


42x24x29	100	401R 4224	1150
48x24x29	115	401R 4824	1200
60x24x29	140	401R 6024	1250

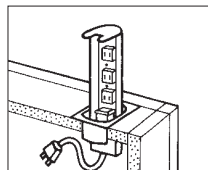
- Worksurface 29" AFF
- Ships set-up
- One grommet standard

Refer to p. 86 for built in pedestal options.
Or specify mobile or universal pedestals from Basics or Express Series.

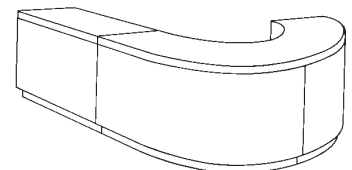
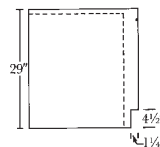
OPTIONS



Grommet
FIGROM(x) — \$32
indicate location

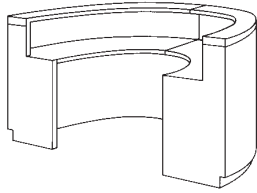


Electrified Grommet
RPCGROM — \$185



Size (WDH)	Weight	Model No.	Price	Features
------------	--------	-----------	-------	----------

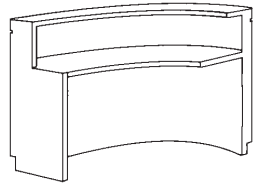
HALF CIRCLE RECEPTION DESK WITH RAILING



HALF CIRCLE DESK WITH RAILING

96x48x42	400	500C 9648	5500
----------	-----	-----------	------

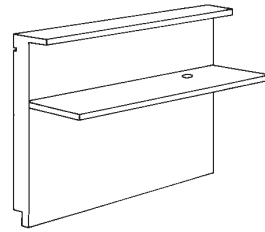
- 48" outside radius
- 24" inside radius
- Chrome, brass or black accents and kick, specify
- Ships in two quarter circle pieces



QUARTER CIRCLE EXTENSION

48x48x42	220	510L 4848	3100
48x48x42	220	510R 4848	3100
48x48x42	220	510U 4848	3100

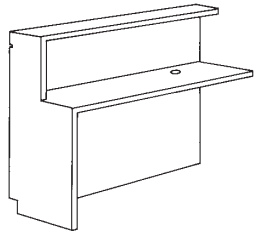
- 510L indicates left extension (as pictured)
- 510R indicates right extension
- 510U indicates unhandeled extension (no end panel)
- 48" outside radius
- 24" inside radius
- Chrome, brass or black accents and kick, specify
- Ships set-up



CENTER EXTENSION—NOT FREE STANDING

36x24x42	90	500B 3624	1180
42x24x42	100	500B 4224	1210
48x24x42	110	500B 4824	1250
60x24x42	130	500B 6024	1280
72x24x42	150	500B 7224	1310

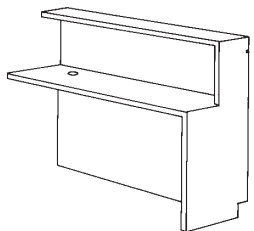
- Worksurface 29" AFF
- Ships set-up
- One grommet standard



LEFT HAND RETURN

42x24x42	140	501L 4224	1350
48x24x42	160	501L 4824	1380
60x24x42	200	501L 6024	1440

- Worksurface 29" AFF
- Ships set-up
- One grommet standard



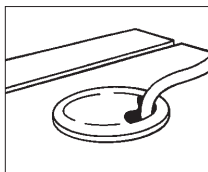
RIGHT HAND RETURN

42x24x42	140	501R 4224	1350
48x24x42	160	501R 4824	1380
60x24x42	200	501R 6024	1440

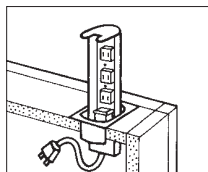
- Worksurface 29" AFF
- Ships set-up
- One grommet standard

Refer to p. 86 for built in pedestal options. Or specify mobile or universal pedestals from Basics or Express Series.

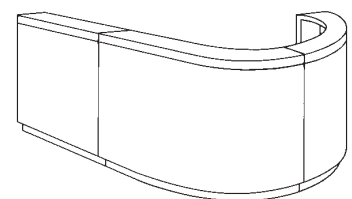
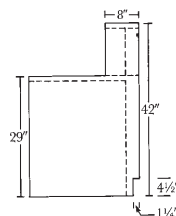
OPTIONS



Grommet FIGROM(x) — \$32 indicate location



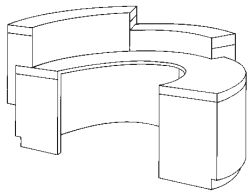
Electrified Grommet RPCGROM — \$185



RECEPTION DESKS

Size (WDH)	Weight	Model No.	Price	Features
------------	--------	-----------	-------	----------

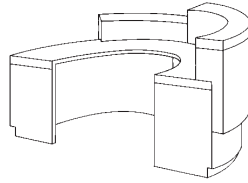
HALF CIRCLE RECEPTION DESK WITH STEPPED RAIL



HALF CIRCLE DESK WITH STEP—LEFT

96x48x42 400 600L 9648 **6500**

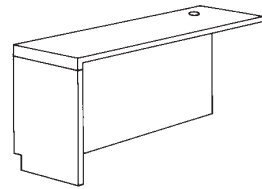
- 48" outside radius
- 24" inside radius
- 29" AFF worksurface
- Chrome, brass or black accents and kick, specify
- Ships KD (5 pieces)



HALF CIRCLE DESK WITH STEP—RIGHT

96x48x42 400 600R 9648 **6500**

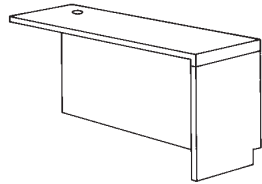
- 48" outside radius
- 24" inside radius
- 29" AFF worksurface
- Chrome, brass or black accents and kick, specify
- Ships KD (5 pieces)



LEFT HAND RETURN—DESK HEIGHT

42x24x29 100 601L 4224 **1150**
 48x24x29 115 601L 4824 **1200**
 60x24x29 140 601L 6024 **1250**

- Worksurface 29" AFF
- Ships set-up
- One grommet standard



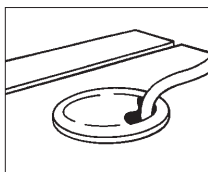
RIGHT HAND RETURN—DESK HEIGHT

42x24x29 100 601R 4224 **1150**
 48x24x29 115 601R 4824 **1200**
 60x24x29 140 601R 6024 **1250**

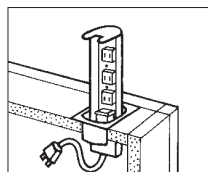
- Worksurface 29" AFF
- Ships set-up
- One grommet standard

Refer to p. 86 for built in pedestal options.
 Or specify mobile or universal pedestals from Basics or Express Series.

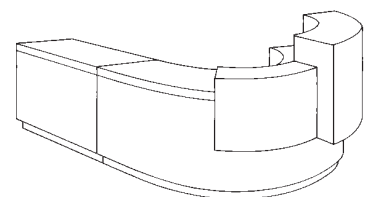
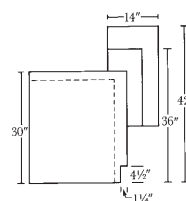
OPTIONS

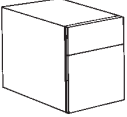


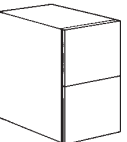


Grommet
 FIGROM(x) — \$32
 indicate location



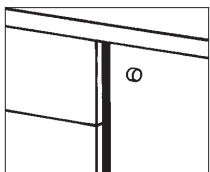
Electrified Grommet
 RPCGROM — \$185



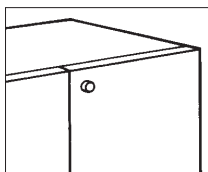
	Size (WDH)	Weight	Model No.	Price	Features
RECEPTION RETURN PEDESTALS					
	16x18x18½	45	BFR 1618	394	<ul style="list-style-type: none"> • 1 box, 1 file drawer • Pencil tray in top drawer
	16x18x24½	30	5DR 1618	395	<ul style="list-style-type: none"> • Stationery cabinet with shelves
	16x18x24½	55	BBFR 1618	483	<ul style="list-style-type: none"> • 2 box, 1 file drawer • Pencil tray in top drawer
	16x18x24½	50	FFR 1618	460	<ul style="list-style-type: none"> • 2 file drawers

Note: Each of these pedestals can be used with all half-circle reception desks and accompanying returns. Please specify desired location. For mobile pedestal selection, refer to Basics Series or Express Series.

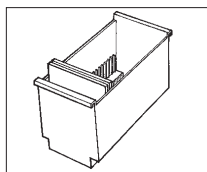
OPTIONS



Pedestal Lock
D-LOCK — \$36



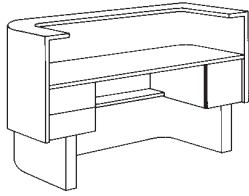
Door Lock
C-LOCK — \$27



File Drawer Media Bin
holds 24 CD-ROM or
56 3½" Floppy Disks
MB — \$25

Size (WDH)	Weight	Model No.	Price	Features
------------	--------	-----------	-------	----------

RADIUS HI-PROFILE RECEPTION DESK

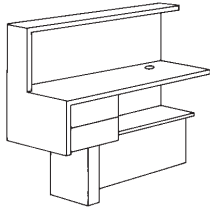


RADIUS HI-PROFILE DESK

72x30x36	300	700C 7236	2600
84x30x36	325	700C 8436	2800
72x30x42	330	700C 7242	2750
84x30x42	355	700C 8442	2990

- Specify bright or brushed chrome or brass or plastic laminate finish on base
- Two box left, one file right
- Pedestal eliminated where return used
- Worksurface 29" AFF

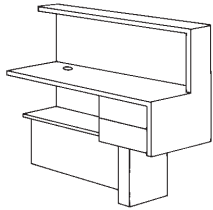
LEFT HAND RETURN



42x24x36	120	701L 4236	1250
48x24x36	140	701L 4836	1330
60x24x36	175	701L 6036	1400
42x24x42	140	701L 4242	1350
48x24x42	160	701L 4842	1440
60x24x42	195	701L 6042	1550

- Worksurface 29" AFF
- Two box drawers
- One grommet standard

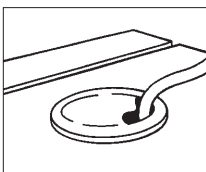
RIGHT HAND RETURN



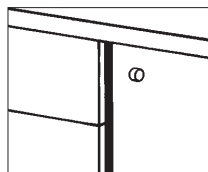
42x24x36	120	701R 4236	1250
48x24x36	140	701R 4836	1330
60x24x36	175	701R 6036	1400
42x24x42	140	701R 4242	1350
48x24x42	160	701R 4842	1440
60x24x42	195	701R 6042	1550

- Worksurface 29" AFF
- Two box drawers
- One grommet standard

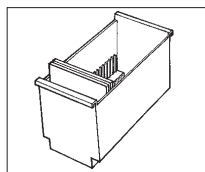
OPTIONS



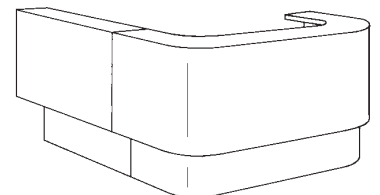
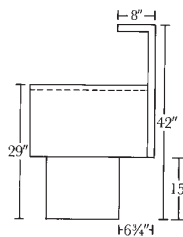
Grommet
FIGROM(x) — \$32
indicate location



Pedestal Lock
D-LOCK — \$36

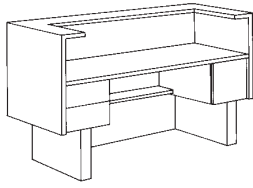


File Drawer Media Bin
holds 24 CD-ROM or
56 3½" Floppy Disks
MB — \$25



Size (WDH)	Weight	Model No.	Price	Features
------------	--------	-----------	-------	----------

HI-PROFILE RECEPTION DESK

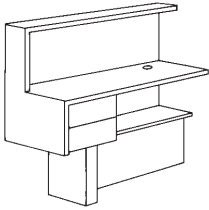


HI-PROFILE DESK

72x30x36	300	800C 7236	2300
84x30x36	325	800C 8436	2440
96x30x36	350	800C 9636	2590
72x30x42	330	800C 7242	2450
84x30x42	355	800C 8442	2600
96x30x42	380	800C 9642	2750

- Specify bright or brushed chrome or brass or plastic laminate finish on base
- Two box left, one file right
- Pedestal eliminated where return used
- Worksurface 29" AFF

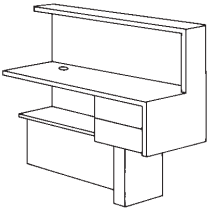
LEFT HAND RETURN



42x24x36	120	801L 4236	1250
48x24x36	140	801L 4836	1330
60x24x36	175	801L 6036	1400
42x24x42	140	801L 4242	1350
48x24x42	160	801L 4842	1440
60x24x42	195	801L 6042	1550

- Worksurface 29" AFF
- Two box drawers
- One grommet standard

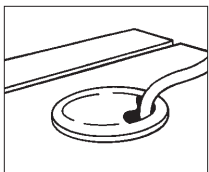
RIGHT HAND RETURN



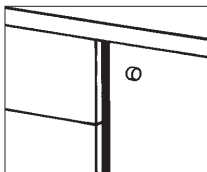
42x24x36	120	801R 4236	1250
48x24x36	140	801R 4836	1330
60x24x36	175	801R 6036	1400
42x24x42	140	801R 4242	1350
48x24x42	160	801R 4842	1440
60x24x42	195	801R 6042	1550

- Worksurface 29" AFF
- Two box drawers
- One grommet standard

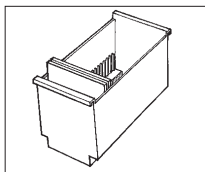
OPTIONS



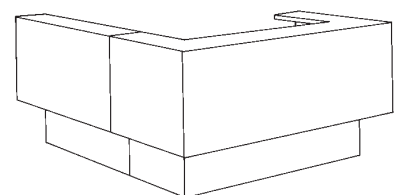
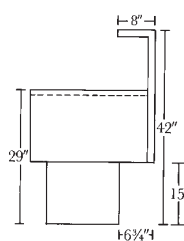
Grommet
FIGROM(x) — \$32
indicate location



Pedestal Lock
D-LOCK — \$36



File Drawer Media Bin
holds 24 CD-ROM or
56 3½" Floppy Disks
MB — \$25



BOOKCASES, STORAGE, WALL UNITS, CARRELS:

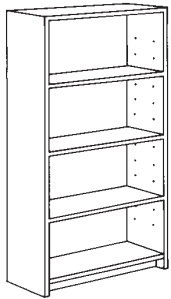
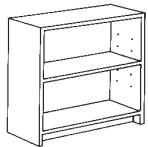
TABLE OF CONTENTS

ITEM	PAGE
Bookcases	90–91
Carrel Accessories	97
Commercial Cabinetry	98–99
Storage Cabinets	92
Study Carrels	99
Wall Units.	93–94
Wall Unit Options	95
Wardrobe Units/Storage Cabinets.	96

Size (WDH) Weight Model No. Price Number of Shelves

BOOKCASES

- Bookcases are available in both the Standard Series, which features high pressure laminate over 5/8" particle board, and the budgetworthy Basics Series, which is constructed of 3/4" thermally fused melamine clad panels.
- While Standard Series Bookcases are available in any of our standard finishes as well as many non-standard finishes, please note that Basics Series Bookcases are available ONLY in our Basics finishes.
- Number of shelves includes fixed top and bottom.
- Units 60"h or over have fixed shelf 30" AFF.
- When ordering specify model number and edge type (i.e., STSB 3029 (175)).



STANDARD SERIES

	3/4"	3/4"
	Self edge	Hardwood
	175	675

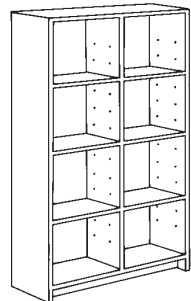
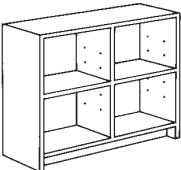
All units clad in high pressure plastic laminate over 5/8" industrial particle board.
Hardwood edges available in oak or mahogany — specify.

30x12x29	60	STSB 3029	356	643	3
30x12x42	81	STSB 3042	470	769	4
30x12x48	87	STSB 3048	503	808	4
30x12x60	106	STSB 3060	616	933	5
30x12x78	138	STSB 3078	779	1114	6

36x12x29	69	STSB 3629	406	708	3
36x12x42	93	STSB 3642	535	839	4
36x12x48	99	STSB 3648	568	888	4
36x12x60	123	STSB 3660	698	1030	5
36x12x78	156	STSB 3678	876	1226	6

STANDARD WIDE SERIES

All units clad in high pressure plastic laminate over 5/8" industrial particle board.
Wide Series Bookcases feature a fixed center divider for maximum load capacity.
Number of shelves indicates shelves per side including fixed top and bottom.
Hardwood edges available in oak or mahogany — specify.



42x12x29	87	WDSB 4229	503	818	3
42x12x42	117	WDSB 4242	665	995	4
42x12x48	123	WDSB 4248	698	1038	4
42x12x60	156	WDSB 4260	876	1226	5
42x12x78	195	WDSB 4278	1088	1448	6

48x12x29	90	WDSB 4829	519	839	3
48x12x42	123	WDSB 4842	698	1038	4
48x12x48	135	WDSB 4848	763	1123	4
48x12x60	168	WDSB 4860	941	1311	5
48x12x78	213	WDSB 4878	1185	1565	6

BOOKCASES

Size (WDH) Weight Model No. Price Number of Shelves

BOOKCASES

- Number of shelves includes fixed top and bottom.
- Units 60" h or over have fixed shelf 30" AFF.
- When ordering specify model number and edge type (i.e., STSB 3029 (175)).

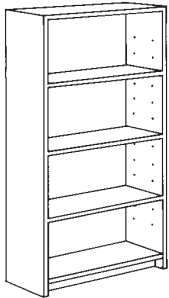


**3/4"
Self edge
175**

BASICS SERIES

All units constructed of 3/4" thermally fused melamine clad panels. Available in Basics finishes ONLY. Self edge only.

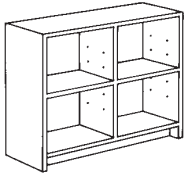
30x12x29	60	MTSB 3029	265	3
30x12x42	81	MTSB 3042	345	4
30x12x48	87	MTSB 3048	369	4
30x12x60	106	MTSB 3060	450	5
30x12x78	138	MTSB 3078	576	6



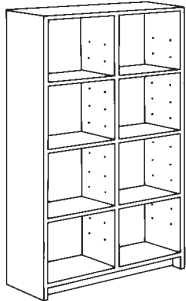
36x12x29	69	MTSB 3629	299	3
36x12x42	93	MTSB 3642	392	4
36x12x48	99	MTSB 3648	415	4
36x12x60	123	MTSB 3660	508	5
36x12x78	156	MTSB 3678	636	6

BASICS WIDE SERIES

All units constructed of 3/4" thermally fused melamine clad panels. Available in Basics finishes ONLY. Self edge only. Wide Series Bookcases feature a fixed center divider for maximum load capacity. Number of shelves indicates shelves per side including fixed top and bottom.



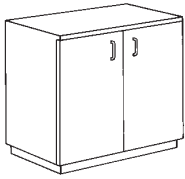
42x12x29	87	MDSB 4229	369	3
42x12x42	117	MDSB 4242	485	4
42x12x48	123	MDSB 4248	508	4
42x12x60	156	MDSB 4260	636	5
42x12x78	195	MDSB 4278	787	6



48x12x29	90	MDSB 4829	381	3
48x12x42	123	MDSB 4842	508	4
48x12x48	135	MDSB 4848	555	4
48x12x60	168	MDSB 4860	683	5
48x12x78	213	MDSB 4878	857	6

	Size (WDH)	Weight	Model No.	Price	Price per Additional Shelf
--	------------	--------	-----------	-------	-------------------------------

STORAGE CABINETS



TWO DOOR CABINET

Pulls are 128mm black crescent.


One adjustable shelf.

Additional shelves — AASH, see RH column.

24x18x29	65	S1SC 2418	623	54
30x18x29	85	S1SC 3018	708	68
36x18x29	95	S1SC 3618	789	81
42x18x29	105	S1SC 4218	874	94

24x24x29	83	S1SC 2424	704	72
30x24x29	106	S1SC 3024	792	90
36x24x29	119	S1SC 3624	884	108
42x24x29	133	S1SC 4224	988	126

**3/4"
Self edge
175**



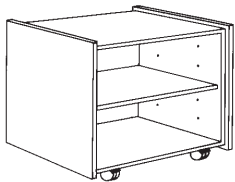
THREE DRAWER CABINET

Drawers are solid wood fully laminated with white vinyl.

Pulls are 128mm black crescent.

24x18x29	87	S2SC 2418	594
30x18x29	110	S2SC 3018	667
36x18x29	125	S2SC 3618	755
42x18x29	138	S2SC 4218	838

24x24x29	108	S2SC 2424	651
30x24x29	140	S2SC 3024	725
36x24x29	155	S2SC 3624	812
42x24x29	173	S2SC 4224	920



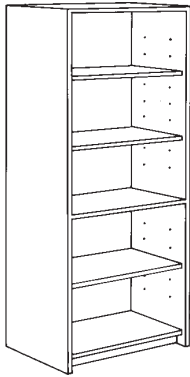
CART

30x18x36	145	S1TC 3036	675
36x18x36	160	S1TC 3636	765
42x18x36	180	S1TC 4236	850

Size (WDH) Weight Model No. Price

WALL UNITS

- Fully modular units which may be used individually or combined to form an entire wall or space divider.
- All units fully laminated with high pressure plastic laminate over 5/8" industrial particle board.
- Drawers are solid wood fully laminated with white vinyl.
- Accuride® suspensions on all drawers.
- Blum® hinges on all doors.
- Unit backs are fully laminated.
- Pulls are 128mm black crescent.
- Custom configurations and sizes available — consult factory for details and pricing.
- Specify model number and edge treatment (i.e., BSUC 3620 (175)).



SHELF UNIT

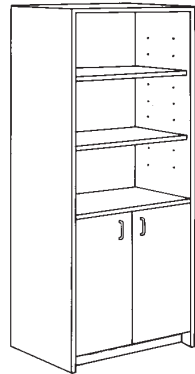
	3/4"	3/4"
	Self edge	Hardwood
	175	675

Fixed shelf at 30" AFF. One adjustable shelf in lower section. Two adjustable shelves in upper section. Adjustable leveling glides.

24x20x78	168	BSUC 2420	960	1280
30x20x78	192	BSUC 3020	1090	1425
36x20x78	219	BSUC 3620	1237	1587
<hr/>				
24x24x78	189	BSUC 2424	1074	1394
30x24x78	219	BSUC 3024	1237	1572
36x24x78	246	BSUC 3624	1383	1733

SHELF UNIT WITH LOWER DOORS

Two door lower cabinet with adjustable shelf. Two adjustable shelves in upper section. Adjustable leveling glides.



24x20x78	180	BSLD 2420	1194	1514
30x20x78	207	BSLD 3020	1344	1679
36x20x78	237	BSLD 3620	1505	1855
<hr/>				
24x24x78	201	BSLD 2424	1308	1628
30x24x78	234	BSLD 3024	1491	1826
36x24x78	264	BSLD 3624	1651	2000

Size (WDH) Weight Model No. Price

WALL UNITS

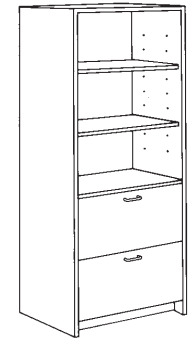


SHELF UNIT WITH LOWER DOORS AND FULL UPPER DOORS

^{3/4"}
Self edge ^{3/4"}
Hardwood
175 675

Two door lower cabinet with adjustable shelf. Two door upper cabinet with two adjustable shelves. Adjustable leveling glides.

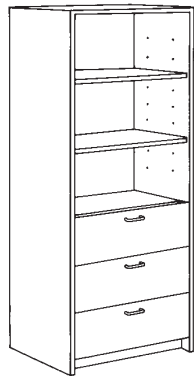
24x20x78	204	BLUD 2420	1524	1844
30x20x78	237	BLUD 3020	1698	2033
36x20x78	273	BLUD 3620	1885	2235
<hr/>				
24x24x78	225	BLUD 2424	1638	1958
30x24x78	264	BLUD 3024	1845	2180
36x24x78	299	BLUD 3624	2031	2366



SHELF UNIT WITH LATERAL FILE DRAWERS

Two lateral file drawers in lower section equipped for both letter and legal size hanging file folders. Two adjustable shelves in upper section. Adjustable leveling glides.

24x20x78	225	BLFC 2420	1470	1790
30x20x78	252	BLFC 3020	1600	1935
36x20x78	282	BLFC 3620	1747	2097
<hr/>				
24x24x78	246	BLFC 2424	1584	1904
30x24x78	279	BLFC 3024	1747	2082
36x24x78	309	BLFC 3624	1893	2243




SHELF UNIT WITH THREE BOX DRAWERS

Three box drawers in lower section. Two adjustable shelves in upper section. Adjustable leveling glides.

24x20x78	230	BTBD 2420	1440	1760
30x20x78	257	BTBD 3020	1615	1950
36x20x78	287	BTBD 3620	1810	2160
<hr/>				
24x24x78	251	BTBD 2424	1555	1875
30x24x78	284	BTBD 3024	1765	2100
36x24x78	314	BTBD 3624	1960	2310

Size (WDH) Weight Model No. Price

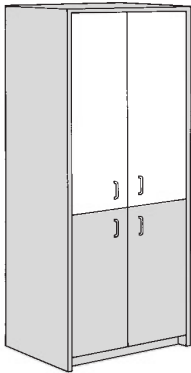
WALL UNIT OPTIONS



UPPER CABINET

Two door upper cabinet section 18" h installed in any shelf unit.

24w	10	ATDU 2418	208
30w	12	ATDU 3018	218
36w	15	ATDU 3618	228



FULL UPPER DOORS

Two full height doors installed in any shelf unit.

24w	24	AFDU 2418	345
30w	30	AFDU 3018	375
36w	36	AFDU 3618	400



ADDITIONAL SHELVES


Includes adjustable shelf hardware. Use AASH xx18 with 20" d shelf units; use AASH xx22 with 24" units.

24x18x ³ / ₄	10	AASH 2418	54
30x18x ³ / ₄	12	AASH 3018	68
36x18x ³ / ₄	14	AASH 3618	81

24x22x ³ / ₄	12	AASH 2422	72
30x22x ³ / ₄	15	AASH 3022	90
36x22x ³ / ₄	18	AASH 3622	108

Size (WDH) Weight Model No. Price

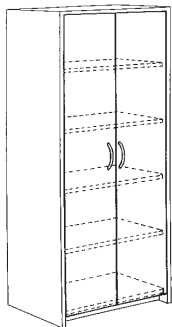
WARDROBE UNITS / STORAGE CABINETS



- Doors equipped with fully adjustable Blum hinges.
- Handles are 128mm black crescent pulls.

			3/4"	3/4"
			Self edge	Hardwood
			175	675
WARDROBE UNITS				
Wardrobe units include hat shelf and hanging coat rod.				
24x24x72	185	WARD 2472	1530	1850
30x24x72	210	WARD 3072	1690	2025
36x24x72	235	WARD 3672	1790	2140
24x24x78	200	WARD 2478	1625	1945
30x24x78	225	WARD 3078	1785	2120
36x24x78	250	WARD 3678	1895	2245

STORAGE CABINETS

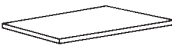


Storage cabinets include fixed shelf at 30" AFF, with one adjustable shelf below and two above. Additional shelves are priced individually.

24x24x72	220	SCAB 2472	1659	1979
30x24x72	255	SCAB 3072	1840	2175
36x24x72	290	SCAB 3672	1996	2346
24x24x78	235	SCAB 2478	1754	2074
30x24x78	270	SCAB 3078	1940	2275
36x24x78	305	SCAB 3678	2105	2455

STORAGE CABINET SHELVES

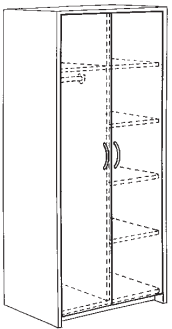
22x22x1 1/4	12	SCCS 2422	72
28x22x1 1/4	15	SCCS 3022	90
34x22x1 1/4	18	SCCS 3622	108



COMBINATION WARDROBE/STORAGE UNITS

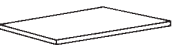
Combo units have fixed vertical center divider, with hat shelf and coat rod left and four adjustable shelves right. Additional shelves are priced individually.

24x24x72	220	WSCB 2472	1650	1970
30x24x72	255	WSCB 3072	1860	2195
36x24x72	290	WSCB 3672	2075	2425
24x24x78	235	WSCB 2478	1760	2080
30x24x78	270	WSCB 3078	1980	2315
36x24x78	305	WSCB 3678	2200	2550



COMBO CABINET SHELVES

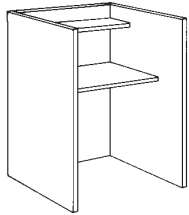
11x22x1 1/4	6	SCCS 1222	48
14x22x1 1/4	8	SCCS 1522	60
17x22x1 1/4	9	SCCS 1822	72



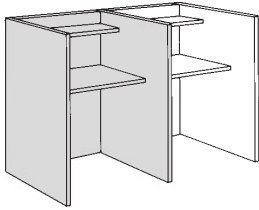
Size (WDH) Weight Model No. Price

STUDY CARRELS

- Modular approach allows runs or clusters of any number.
- All units ship KD for ease of handling and join together easily with shoulder screw/clip system.
- Starter unit includes two 36x1¼x48" h end panels with adjustable glides, 33½x1¼x48" h back panel, 24" d worksurface which mounts at 29" AFF desk height, 12" d shelf which mounts at 42" AFF, and all necessary hardware.
- Add-on units mount left-to-right and include same components as starter unit, but with only one (RH) end panel.
- Electrified grommets and various wire management options are available on HLF study carrels — consult factory for specification information and pricing.
- Specify model number and edge treatment (i.e., SCSU 3648 (100)).



				1¼"	1¼"
				Self edge	Hardwood
				100	600
STARTER UNIT					
36x36x48	260	SCSU 3648		1095	1550



ADD-ON UNIT					
34¾x36x48	190	SCAO 3648		900	1295

CARREL ACCESSORIES

TASK LIGHTING



24" w fluorescent fixture mounts under shelf.			
24x5x2	LITE 0024		140



GROMMET

Black vinyl 2½" dia. with punch-out wire manager.
Factory installed in worksurface — specify location.
2½" dia.

FIGROM	32
--------	-----------

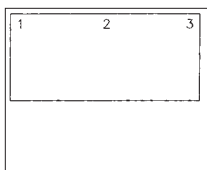
TACKABLE PANEL



Tackable acoustically treated pane finished in Guilford FR701, Pattern 2100.
Mounts between worksurface and shelf.
34x5½x13

TACK 3413	120
-----------	------------

OPTIONS

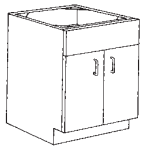


Grommet Locator

Size (WDH) Model No. Weight Price Number of Shelves Features

COMMERCIAL CABINETRY

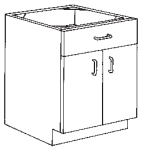
- All fully modular in 6" increments.
- All cabinets constructed of ¾" melamine clad industrial grade particle board, and are available in any of our 12 Basics finishes. Door and drawer faces may be finished in standard laminates at the Column A price, Basics low pressure finishes at the Column B price or any non-standard finish by adding the appropriate upcharge to the Column A price.
- Please note: Please specify desired Basics color for cabinet.
- If no color is specified, cabinet will be produced in M-11 White.
- All drawer and door faces are self edge.
- All wood drawer construction lined in white melamine.
- Blum hinges on all door units.
- Handles are 128mm black crescent pulls, standard.
- COM handles will be installed at no additional charge if received at factory PREPAID before production begins.
- All tops are high pressure laminate clad.



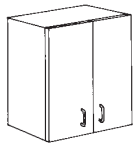
			A	B
			Standard	Basics
			HPL Faces	LPL Faces
SINK BASE CABINETS				
False drawerface. Open back for plumbing access.				
24x24x34¾	80	CLSB 2424	440	415
30x24x34¾	88	CLSB 3024	471	441
36x24x34¾	100	CLSB 3624	497	459
42x24x34¾	112	CLSB 4224	525	480



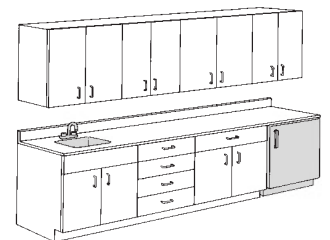
FOUR DRAWER CABINETS				
24x24x34¾	104	CL4D 2424	765	740
30x24x34¾	124	CL4D 3024	826	796
36x24x34¾	148	CL4D 3624	897	859
42x24x34¾	172	CL4D 4224	988	943



ONE DRAWER, TWO DOOR BASE CABINETS				
24x24x34¾	96	CLDD 2424	600	575
30x24x34¾	116	CLDD 3024	646	616
36x24x34¾	140	CLDD 3624	687	649
42x24x34¾	164	CLDD 4224	740	695



TWO DOOR UPPER STORAGE CABINETS				
Note: Installer must ensure adequate support for wall hanging. 12" inside depth.				
Two adjustable shelves. Optional valance — \$40.				
24x14x30	108	CUTD 2414	521	496
30x14x30	124	CUTD 3014	576	546
36x14x30	148	CUTD 3614	637	599
42x14x30	168	CUTD 4214	695	650



Size (WDH) Weight Model No. Price

COMMERCIAL CABINETRY



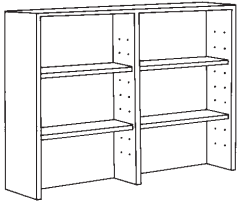
COUNTERTOPS

In between sizes, specify desired size and use price of next largest.
Includes 4" h backsplash, shipped separately. 24" d x 4" h sidesplash — \$42.
Postform front edge — add 10%.

			A Standard HPL Faces	B Basics LPL Faces
24x25x1½	30	CCTP 02425	220	
36x25x1½	45	CCTP 03625	240	
48x25x1½	60	CCTP 04825	260	
60x25x1½	75	CCTP 06025	290	
72x25x1½	90	CCTP 07225	320	
84x25x1½	100	CCTP 08425	370	
96x25x1½	115	CCTP 09625	420	
120x25x1½	140	CCTP 12025	500	
144x25x1½	165	CCTP 14425	575	

UPPER SHELF UNITS


Three shelf unit includes fixed top shelf and two adjustable shelves on each side of fixed center divider.
Heavy duty 1¼" slab construction. Select Column A for high pressure standard laminate finishes or
Column B for Basics melamine finishes in our 12 standard Basics colors. For non-standard laminates,
add the appropriate upcharge to the Column A price.




48x12x42	220	CMUS 4842	651	465
54x12x42	240	CMUS 5442	700	498
60x12x42	260	CMUS 6042	749	532
66x12x42	288	CMUS 6642	830	588
72x12x42	300	CMUS 7242	863	610
<hr/>				
48x12x48	240	CMUS 4848	700	498
54x12x48	260	CMUS 5448	749	532
60x12x48	282	CMUS 6048	814	577
66x12x48	306	CMUS 6648	879	622
72x12x48	324	CMUS 7248	928	655

UPPER SHELF UNITS WITH DOORS

Blum hinges on all doors. Cabinet section is 24" h with one adjustable shelf in each section.
48" and 54" units have three doors, with single door section on right. Other units have four doors.



48x12x42	252	CMUD 4842	1119	893
54x12x42	275	CMUD 5442	1208	956
60x12x42	295	CMUD 6042	1257	990
66x12x42	336	CMUD 6642	1366	1064
72x12x42	350	CMUD 7242	1399	1086
<hr/>				
48x12x48	272	CMUD 4848	1168	926
54x12x48	295	CMUD 5448	1257	990
60x12x48	317	CMUD 6048	1322	1035
66x12x48	354	CMUD 6648	1415	1098
72x12x48	374	CMUD 7248	1464	1131



HLF FURNITURE, INC.
44001 VAN BORN ROAD • BELLEVILLE, MICHIGAN 48111
(313) 697-3000 • FAX (313) 697-3008

